


# HIGH PERFORMANCE GLASS 9650

Ideal EMI/RFI shield for electronic displays requiring moderate shielding effectiveness and high-quality optical properties.



The combination of high light transmission, near-neutral colour and low electrical resistance makes this glass an ideal EMI/RFI shield for electronic displays requiring moderate shielding effectiveness and high-quality optical properties.

EMI/RFI-shielded glass is suited for outdoor use and provides excellent shielding performance from 10 kHz up to 40 GHz. In addition the coating has good scratch-resistant properties. Typical applications are medical and military LED/LCD monitors, shielded cameras, sensors and displays.

Our EMI/RFI-shielded glass provides a good balance between shielding on one hand and optical clarity on the other.

On request EMI/RFI-shielded glass with 20 Ohms/sq is available. The disadvantage of this glass is that it has reduced light transmission and increased light reflection.

## Technical details

Light transmission:	84%
Electrical resistance:	10-12 Ohms/sq
Temperatures:	-60 / +110 °C
Available thicknesses:	3, 4, and 6 mm

## Options (on request)

- Tempered to increase impact resistance
- Anti-glare
- Laminated with highly transparent mesh foil for very high shielding performance

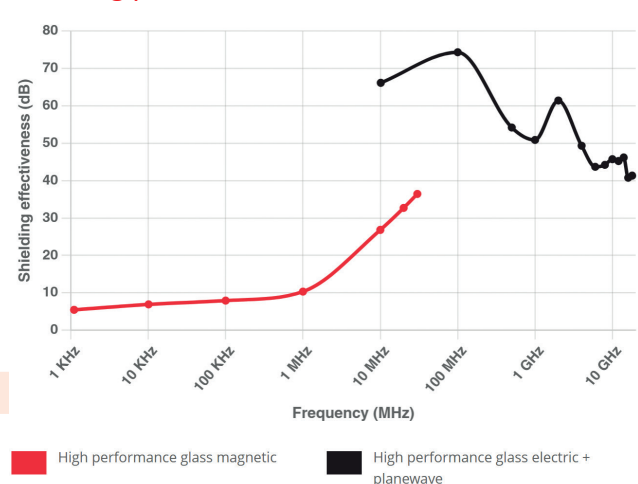
## Applications

- Shielded sensors
- Shielded displays, glass, or windows
- Shielded cameras
- RF shielding
- EMI shielding

## Advantages

- Excellent EMI/RFI shielding
- High transparency
- Scratch resistant
- Suited for outdoor use
- Any shape or size available
- Can be produced or cut according to CAD drawing

## shielding performance






## » HIGH PERFORMANCE GLASS 9650

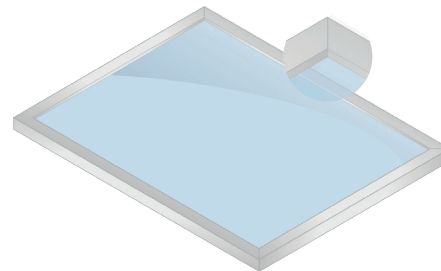
### Contact edges

EMI/RFI-shielded glass 9650 series is conductive on one side. If you want to establish a connection with the other side of the glass which is not conductive, a contact edge is needed.




**(S)** With a silver busbar


The glass is also available finished with an aluminium frame for easy mounting in Faraday cages and MRI rooms. We can supply EMI-shielded glass with the following edges:




**(F)** With an aluminium frame for shielded enclosures, Faraday cages and MRI rooms



**(C)** With copper edges for grounding



**(N)** Without a special contact edge; there still is electrical conduction at the coated side of the glass.



**(TC)** With tinned copper edges for easy soldering and grounding

**Please note:** the top layer can be affected by acids, for example from the skin. To protect the conductive layer, you can apply a transparent film.

Looking for the highest optical quality in transparent EMI shielding? Discover our 9400 Transparent EMI shielding copper grid PET film

### ORDER EXAMPLE

Series	Width (mm)	Length (mm)	Thickness (mm)	Contact edge	Contact edge width (mm)
9650	Width of the visible area in mm	Length of the visible area in mm	<b>3</b> : 3mm thick <b>4</b> : 4mm thick <b>6</b> : 6mm thick	<b>N</b> : No contact edge <b>S</b> : Silver busbar <b>C</b> : Copper <b>TC</b> : Tinned copper <b>F</b> : With aluminium frame	<b>NO</b> : No contact edge <b>3</b> : 3 mm <b>4</b> : 4 mm <b>5</b> : 5 mm <b>6</b> : 6 mm <b>7</b> : 7 mm <b>8</b> : 8 mm <b>9</b> : 9 mm <b>10</b> : 10 mm

#### \*Notice

Information supplied in these data sheets is based on independent and laboratory tests which Holland Shielding Systems BV, hereafter referred to as HSS believes to be reliable. HSS has no control over the design of customer's product which incorporates products, therefore it is the responsibility of the user to determine the suitability for his particular application and we recommend that the user make his own test to determine suitability.

The product described in this data sheet shall be of standard quality, however the products are sold without warranty of fitness for a particular purpose, either expressed or implied, except to the extent expressly stated on HSS invoice, quotation or order acknowledgment. HSS does not warrant that products described in this data sheet will be free of conflict with existing or future patents of third parties. All risks of lack of fitness, patent infringement and the like are assumed by the user.