


# SNAP-ON MOUNTING FINGERSTRIP 2200

Snap-on fingerstrip gaskets can be attached on rails, or through holes or slots in your construction

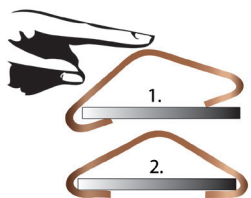


These Snap-on fingerstrips have very low compression force and almost no friction when compressed. They are excellent for “sliding” applications. The symmetrical design allows two-way contact. Very convenient for ESD grounding and RFI/EMI shielding of:

- Front panel handles
- in shielded housings
- Panels in shielded enclosures
- Covers of shielded enclosures
- Sliding trays
- Assembly of plug-in units
- Back planes
- And other electronic enclosure applications

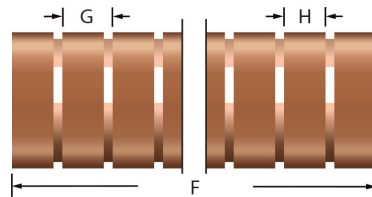
## INSTALLATION IS SIMPLE

- Press and hold the edge of the fingerstrip gasket in one of the grooves
- Push in the direction of the second groove until the fingerstrip snaps into the second groove

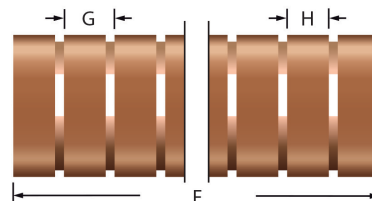
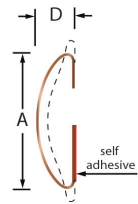


**NOTE:** For some fingerstrips. Special Snap-on fingerstrips tracks are available for mounting.

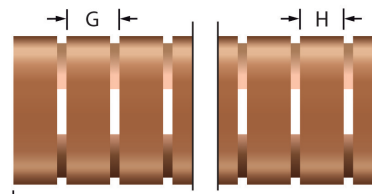
## SNAP-ON 2202



2202-01, 2202-03 and 2202-05



2202-02



2202-04 and 2202-06

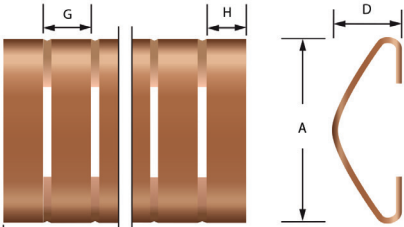


Part nr.	A	D	F	G	H	Material thickness	Available mounting track
2202-01*	9.1	2.8	403	4.8	4.3	0.08mm	
2202-02	9.1	2.8	403	4.8	4.3	0.08mm	TR2202-02
2202-04	11.4	3.6	383	6.4	5.8	0.08mm	TR2202-04
2202-05*	15.8	5.6	379	9.6	8.8	0.10mm	
2202-07*	8.9	2.8	508	4.8	4.3	0.08mm	
2202-08	8.9	2.8	508	4.8	4.3	0.08mm	

\* With adhesive strip Material: Beryllium-copper

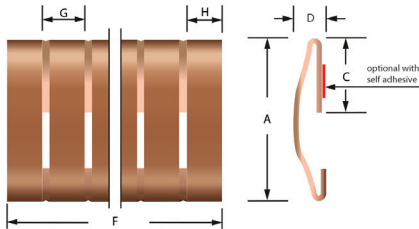
## » SNAP-ON MOUNTING FINGERSTRIP 2200

### SNAP-ON 2203



Part nr.	A	D	F	G	H	Material thickness	Available mounting track
2203-01	7.6	3.3	406	4.8	4.3	0.05mm	TR2203-03
2203-02	8.1	2.5	406	4.8	4.2	0.05mm	TR2203-03
2203-03	8.1	2.9	400	4.8	4.3	0.05mm	TR2203-03
2203-04	8.1	2.8	406	4.8	4.3	0.05mm	TR2203-03
2203-05	9.1	3.0	381	4.8	4.3	0.05 mm	
2203-06	9.4	3.3	400	6.3	5.7	0.05mm	TR2203-06
2203-08	15.2	5.8	457	7.2	6.4	0.08mm	TR2203-07
2203-09	15.2	5.6	400	9.5	8.7	0.05mm	TR2203-07
2203-10	19.5	8.1	400	9.5	8.7	0.08mm	TR2203-10
2203-11	20.3	8.1	400	9.5	8.7	0.10mm	TR2203-11

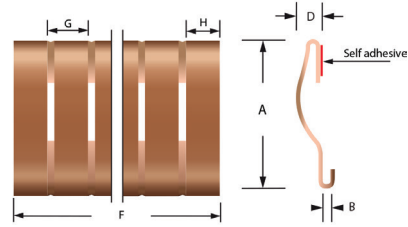
### SNAP-ON 2204



2204-01 and 2204-02

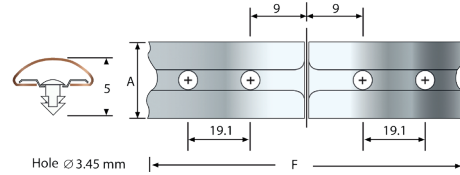
Part nr.	A	C	D	F	G	H	Material thickness
2204-01	11.4	6.0	2.0	406	3.1	2.5	0.05mm
2204-03	15.2	8.2	3.0	406	3.1	2.5	0.05mm

### SNAP-ON 2205

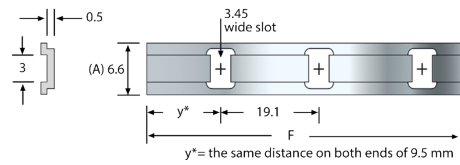


Part nr.	A	B	D	F	G	H	Material thickness
2205-02	15.2	Max 2	2.3	406	3.2	2.5	0.09mm
2205-03	14.0	Max 1.5	2.0	406	3.2	2.5	0.09mm
2205-04	19.1	Max 1.5	3.0	406	3.2	2.5	0.09mm

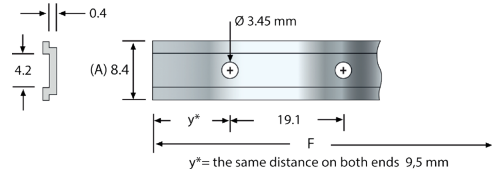
## SNAP-ON FINGERSTRIP MOUNTING TRACKS



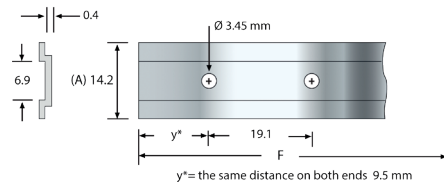
TR2202-02, TR2202-04, TR2202-06



TR2203-03



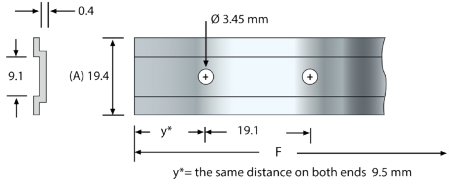
TR2203-06



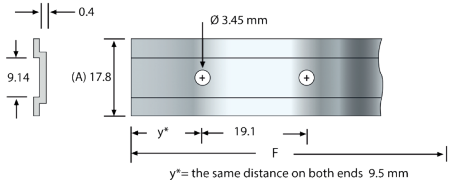
TR2203-07

## » SNAP-ON MOUNTING FINGERSTRIP 2200

### SNAP-ON FINGERSTRIP MOUNTING TRACKS



TR2203-10

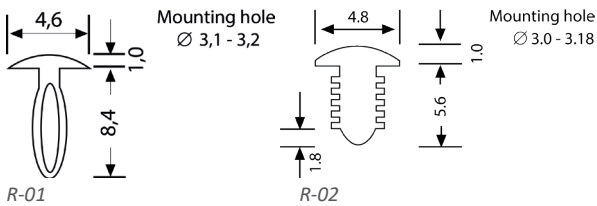


TR2203-11

The installation of the 2200 Series can be directly in your housing using slots or alternatively using a Snap-on fingerstrips track (mounting rail).

Part nr.	A	F
TR2202-02	8.6	383
TR2202-04	11.4	383
TR2202-06	15.2	381
TR2203-03	6.6	406
TR2203-06	8.4	401
TR2203-07	14.2	457
TR2203-10	19.4	400
TR2203-11	17.8	400

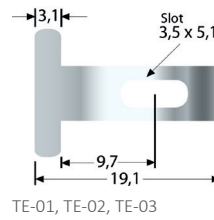
### SNAP-ON FINGERSTRIPS RIVET



Part nr.	
R-01	For plate thickness of 0.5 to 1.5mm
R-02	For plate thickness of 0.5 to 1.5mm

### SNAP-ON FINGERSTRIPS T-END PIECE

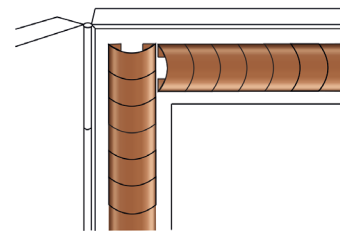
Snap-on track T-end piece for end of Snap-on track



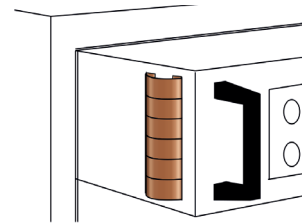
TE-01, TE-02, TE-03

Part nr.	Available for track
TE-01	TR2203-03
TE-02	TR2203-06
TE-03	TR2203-07 / TR2203-08 / TR2203-09
TE-04	TR2203-11

### MOUNTING EXAMPLES



Ideally suited for applications where lids or doors (think of doors for a Faraday cage or EMI shielded enclosure) are repeatedly opened and closed.



This type fingerstrip is also widely used in 19" racks, communication cabinets, communication cabinets, EMI/RFI shielded enclosures. The 2200 Snap-on Fingerstrips mounting series profiles can be used for earthing or electric connection.

### ORDER EXAMPLE

#### Part number

Specify the part number that you need from the table

#### \*Notice

Information supplied in these data sheets is based on independent and laboratory tests which Holland Shielding Systems BV, hereafter referred to as HSS believes to be reliable. HSS has no control over the design of customer's product which incorporates products, therefore it is the responsibility of the user to determine the suitability for his particular application and we recommend that the user make his own test to determine suitability.

The product described in this data sheet shall be of standard quality, however the products are sold without warranty of fitness for a particular purpose, either expressed or implied, except to the extent expressly stated on HSS invoice, quotation or order acknowledgment. HSS does not warrant that products described in this data sheet will be free of conflict with existing or future patents of third parties. All risks of lack of fitness, patent infringement and the like are assumed by the user.