

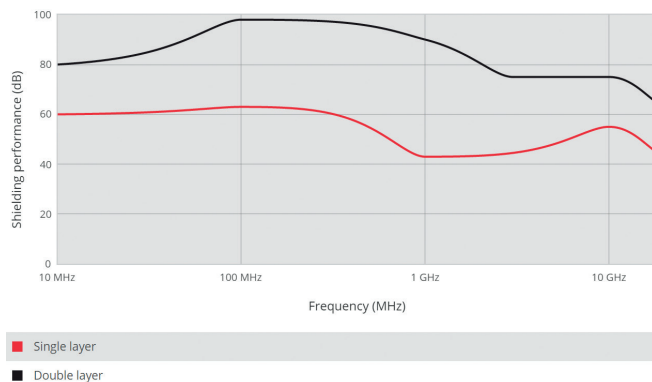
SHIELDED FARADAY TENTS



The EMI/RFI-shielded Faraday tents are made of highly conductive, lightweight, and ultra-strong textile. By default the Faraday tents are delivered with multiple ropes so they can be easily attached to a ceiling, or they can come with a self-standing frame.

Typical applications are EMC experiments, RF measurements, mobile military or forensic activities, and personal protection in the field. Faraday tents offer a mobile solution for only a fraction of the cost compared to a conventional Faraday cage.

SHIELDING PERFORMANCE* (DB)



APPLICATIONS

- Computer and cell-phone forensics
- Military field or embassy use
- Secure or TEMPEST communication
- Radar-jammer protection
- Electromagnetic allergy / electro-smog
- Pre-compliance testing
- Temporary EMI shielding
- Reverberation chamber (RVC)
- Mode-stirred chamber (MSC)

ADVANTAGES


- Easy to mount and move, mobile laboratory
- Any size possible
- Optionally supplied with a rigid reinforced floor
- Single-layer Faraday tent: 40-60 dB up to 22.5 GHz
- Double-layer Faraday tent: 70-90 dB up to 22.5 GHz

OPTIONS


- Aluminum or reinforced mounting frame
- Shielded ventilation
- Waveguide for data transfer
- Cable sleeve for entry of filter cables
- Woven mesh ventilation panels
- Lighting for inside the tent
- Shielded signal- and power line filters
- Optionally supplied with a rigid reinforced floor and door for heavy load
- Many other options on request



Mounting frame



Shielded ventilation



Wave guide & power line filter



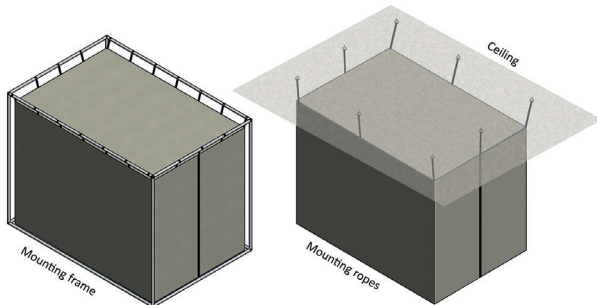
Shielded window



Power connection inside

» SHIELDED FARADAY TENTS

MOUNTING OPTIONS



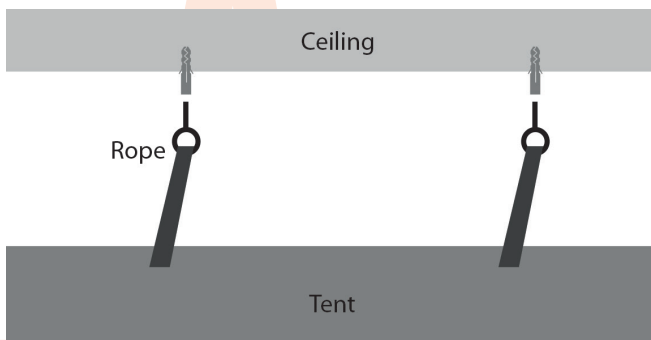
Our Faraday tents can optionally be supplied with a mounting frame so they can easily be set up as a stand-alone structure almost anywhere, but they are usually supplied with mounting ropes to attach to a ceiling. Mounting ropes are generally used when the Faraday tent is installed inside a building in a permanent location.

ACCESS TO THE TENT

The typical entrance of a tent is a split door with a magnetic closing system. The closure with magnetic strips ensures superb electrical contact. For large tents, it is possible to turn a whole side into a door. If necessary, the entrance can also be equipped with conductive Velcro strips.

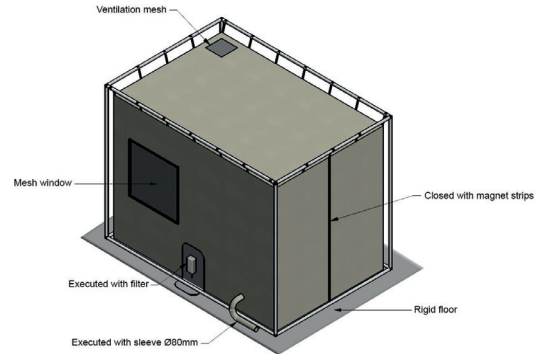


Adjustable rope to frame



Adjustable rope to ceiling

ADDITIONS (ON REQUEST)



As illustrated in the technical drawing above, our Faraday tents can be supplied with the following options:

- Rigid floor for heavy load (metal floor)
- Solid floor for medium load (wood)
- Shielded ventilation mesh / AC
- Cable sleeve for entry of filtered cables, \varnothing 80mm
- Shielded mesh window for visual contact
- Standard closure with magnet strips
- Power-line or signal-line filter according to your specifications
- Led light inside (battery powered)
- Led light inside (with power line filter on the net)
- Data transmission filter (optical conversion, including wave guide)
- Packing/transport bag
- Many other options on request

Please note: when you want to enter the tent with heavy equipment like vehicles, planes, tanks you need a rigid floor and a tent with magnetic strips to the bottom so that the entrance to the tent can be fully opened.




» SHIELDED FARADAY TENTS

STANDARD SIZES / SHAPES

We have a number of Faraday tents in standard sizes and shapes in stock. In addition, almost any size and shape can be made on request. Feel free to send us a technical drawing of the desired Faraday tent.

Please note : All measurements given in the tables below are outer dimensions. In a dual-layer tent, approximately 10 cm is lost on the inside of the tent. So when you order for example a 2 meters wide double layer shielded tent, the inside wide will be 1.90 meters

SINGLE-POINT WALL VERSION (SPW)




Type	Size	Ordering code
Small	1 x 1 x 2.3 meters	P-1x1x2.3
Medium	2.5 x 2.5 x 2.3 meters	P-2.5x2.5x2.3
Large	3 x 3 x 2.3 meters	P-3x3x2.3

RECTANGULAR (R)



Type	Size	Ordering code
Large	2.5 x 3 x 2.3 meters	R-2.5x3x2.3
Extra large	3 x 2 x 2.3 meters	R-3x2x2.3
Jumbo	5 x 3 x 4 meters	R-5x3x4

PYRAMID (P)



Type	Size LxWxH	Ordering code
Small	1 x 1 x 2.3 meters	P-1x1x2.3
Medium	2.5 x 2.5 x 2.3 meters	P-2.5x2.5x2.3
Large	3 x 3 x 2.3 meters	P-3x3x2.3

Please note : any other size on request

ORDER EXAMPLE

Product	Shape	Width (m)	Depth (m)	Height (m)	Layers
Shielded tent	SPW : Single-point wall P : Pyramid R : Rectangular	The width of the tent in meters	The depth of the tent in meters	The height of the tent in meters	1 : Single layer 2 : Double layer