



PCB CLIPS



LARGE CLIP (FOR 1500 SERIES) LC



INTRODUCTION 1500 CLIPS

The 1500 series PCB shielding clips are developed to fix a PCB shielding can onto the PCB. There are SMD and through hole mounting versions available. Easy to attach the PCB shielding into the clips and remove for maintenance.

FEATURES

- Enhance your productivity by SMT process
- Seamless corners for ultra-high EMI shielding effect
- Reduce shield clip numbers to lower the costs

ADVANTAGES

- Mass production
- Easy insertion and removal
- Convenient for re-work
- Also available in 90° version for seamless corners and high shielding effectiveness
- For mobile phones, MP3, PDA, navigation systems, internet repeaters, walkie talkies and much more...

ORDER EXAMPLE

Part number

LC : Large clip
MC : Medium clip
P : Small pin
TC : Tiny clip
TCC : Tiny corner clip
UTC : Ultra tiny clip
UUTC : Ultra tiny corner clip



The large clip is a metal clip designed to attach PCB shielding cans/screening covers from our 1500 series.

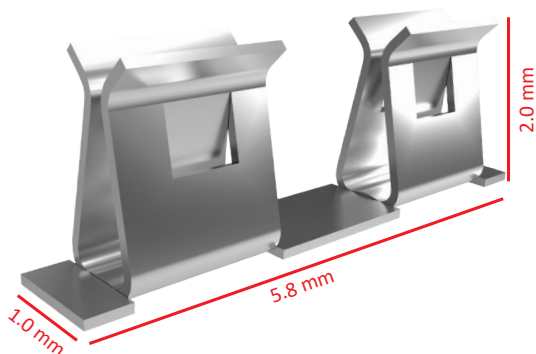
This clip is to be mounted onto the surface of a PCB (SMT) and offers a fast solution for assembling RFI/EMI-shielding cans to PCB's. This clip eliminates the need for through holes and post re-flow operations on the PCB. For best performance, the shielding clip should be mounted on the PCB ground pattern. This can be done by hand or by vacuum pick-up nozzle (automated).

This clip offers a great opportunity for tuning and re-work after the assembly of the screening cover. The thickness of the screening cover can be from 0.18 up to 0.30 mm. The clip can be supplied on reels of 1.500 pieces.

TECHNICAL SPECIFICATIONS

Material	Stainless steel
Finish	Nickel (Ni) plated and afterwards matte tin (Sn) plated
Material thickness	0.20 ± 0.02 mm
Thickness of shielding can	0.18 to 0.30 mm
Packaging format	Tape & reel or Pieces
Reel quantity	1500 on a Ø330mm reel
Insertion force	Max. 1.000gf
Withdrawal force	Min. 30gf
Durability	20 insertions Max.
Contact resistance	100mΩ Max.
Shield thickness	0.17mm ~ 0.30mm
Operating temperature range	-40°C up to +150°C
Storage temperature range	-40°C up to +85°C
These values are measured under laboratory conditions. In other situations results may differ. Please read our Guarantee.	

MEDIUM CLIP (FOR 1500 SERIES) MC



This clip is to be mounted onto the surface of a PCB (SMT) and offers a fast solution for assembling RFI/EMI-shielding cans to PCB's. This clip eliminates the need for through holes and post re-flow operations on the PCB. For best performance, the shielding clip should be mounted on the PCB ground pattern. This can be done by hand or by vacuum pick-up nozzle (automated).

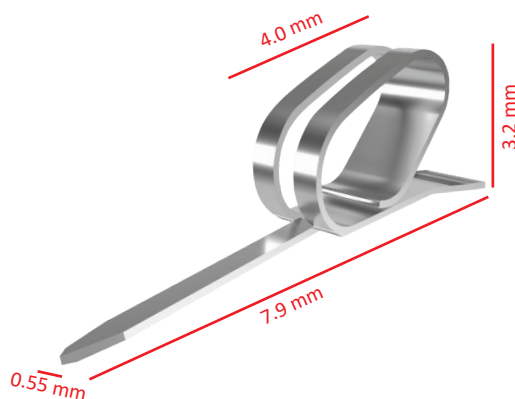
This clip offers a great opportunity for tuning and re-work after the assembly of the screening cover. The thickness of the screening cover can be in the range of 0.18 to 0.30 mm. The clip can be supplied on reels of 5.000 pieces.

The Medium clip takes up 40% less space than the Large clip.

TECHNICAL SPECIFICATIONS

Material	Stainless steel
Finish	Nickel (Ni) plated and afterwards matte tin (Sn) plated
Material thickness	0.10 ± 0.01 mm
Thickness of shielding can	0.18 to 0.30mm
Packaging format	Tape & reel or pieces
Reel quantity	5.000 pieces on a Ø380mm reel
Insertion force	0.1~2.0 kgf
Withdrawal force	0.1~2.0 kgf
Durability	10 Insertions Max.
Contact resistance	100mΩ Max.
Shield thickness	0.20mm ~ 0.30mm
Operating temperature range	-40°C up to +150°C
Storage temperature range	-40°C up to +85°C
These values are measured under laboratory conditions. In other situations results may differ. Please read our Guarantee.	

SMALL PIN (FOR 1500 SERIES) P



The Small pin is used to mount PCB screening cans and PCB shielding covers from our 1500 series PCB shielding cans onto your printed circuit board. This pin is designed to be placed through the surface of the PCB and offers a fast solution for assembling RFI/EMI shields to PCB's. The clip needs through holes and post re-flow operations on the PCB. This clip with a tinned pin can be soldered into the PCB at any available place around the screening cover.


ADVANTAGES

Thanks to the large clamping range, the pin does not have to be positioned with great precision. The recommended distance between the pins depends on the frequency that is to be shielded and the size of the PCB shielding can. For advice please consult our engineers.

TECHNICAL SPECIFICATIONS

Material	Phosphor bronze
Finish	Nickel (Ni) plated and afterwards matte tin (Sn) plated
Packaging format	Tube packing
Packaging quantity	40 pieces
Contact resistance	20mΩ max
Insulation resistance	5000MΩ min
Current rating	1A
Operating temperature	-25°C up to +85°C
Storage temperature range	-40°C up to +85°C
These values are measured under laboratory conditions. In other situations results may differ. Please read our Guarantee.	

TINY CLIP (FOR 1500 SERIES) TC



This clip is to be mounted onto the surface of a PCB (SMT) and offers a fast solution for assembling RFI/EMI-shielding cans to PCB's. This clip eliminates the need for through holes and post re-flow operations on the PCB. For best performance, the shielding clip should be mounted on the PCB ground pattern. This can be done by hand or by vacuum pick-up nozzle (automated).

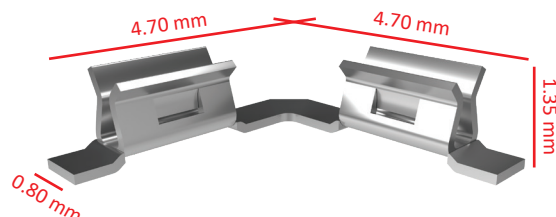
This clip offers a great opportunity for tuning and re-work after the assembly of the screening cover. The thickness of the screening cover can be in the range of 0.18 to 0.25 mm. The clip can be supplied on reels of 15.000 pieces.

Please note: The tiny clip takes up 25% less space than the medium clip.

TECHNICAL SPECIFICATIONS

Material	Stainless steel
Finish	Nickel (Ni) plated and afterwards matte tin (Sn) plated
Material thickness	0.15 ± 0.01 mm
Thickness of shielding can	0.18- 0.25 mm
Packaging format	Tape & reel or pieces
Reel quantity	15.000 pieces on a Ø380mm reel
Insertion force	0.1~2.0 kgf
Withdrawal force	0.1~2.0 kgf
Durability	10 Insertions Max.
Contact resistance	100mΩ Max.
Operating temperature range	-40°C up to +150°C
Storage temperature range	-40°C up to +85°C
These values are measured under laboratory conditions. In other situations results may differ. Please read our Guarantee.	

TINY CORNER CLIP (FOR 1500 SERIES) TCC



This clip is to be mounted onto the surface of a PCB (SMT) and offers a fast solution for assembling RFI/EMI-shielding cans to PCB's. This clip eliminates the need for through holes and post re-flow operations on the PCB. For best performance, the shielding clip should be mounted on the PCB ground pattern. This can be done by hand or by vacuum pick-up nozzle (automated).

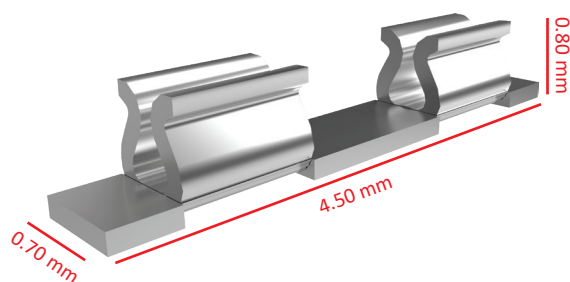
This clip offers a great opportunity for tuning and re-work after the assembly of the screening cover. The thickness of the screening cover can be in the range of 0.18 to 0.25 mm. The clip can be supplied on reels of 6.000 pieces.

The outer wing of the Tiny corner clip is higher than the inner wing to facilitate insertion of the shielding can.

TECHNICAL SPECIFICATIONS

Material	Stainless steel
Finish	Nickel (Ni) plated and afterwards matte tin (Sn) plated
Material thickness	0.15 ± 0.01 mm
Thickness of shielding can	0.18- 0.25 mm
Packaging format	Tape & reel or pieces
Reel quantity	6.000 pieces on a Ø380mm reel
Insertion force	0.1~2.0 kgf
Withdrawal force	0.1~2.0 kgf
Durability	10 Insertions Max.
Contact resistance	100mΩ Max.
Operating temperature range	-40°C up to +150°C
Storage temperature range	-40°C up to +85°C
These values are measured under laboratory conditions. In other situations results may differ. Please read our Guarantee.	

ULTRA TINY CLIP (FOR 1500 SERIES) UTC



This clip is to be mounted onto the surface of a PCB (SMT) and offers a fast solution for assembling RFI/EMI-shielding cans to PCB's. This clip eliminates the need for through holes and post re-flow operations on the PCB. For best performance, the shielding clip should be mounted on the PCB ground pattern. This can be done by hand or by vacuum pick-up nozzle (automated).

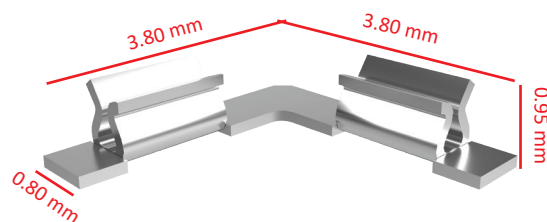
This clip offers a great opportunity for tuning and re-work after the assembly of the screening cover. Thickness of the screening cover can be from 0.12 up to 0.20 mm. The clip can be supplied on reels of 20.000 pieces. The Ultra tiny clip takes up 35% less space than the medium clip

TECHNICAL SPECIFICATIONS

Material	Stainless steel
Finish	Nickel (Ni) plated and afterwards matte tin (Sn) plated
Material thickness	0.15 ± 0.01 mm
Thickness of shielding can	0.12 to 0.20 mm
Packaging format	Tape & reel or pieces
Reel quantity	20.000 pieces on a Ø380mm reel
Insertion force	0.1~2.0 kgf
Withdrawal force	0.1~2.0 kgf
Durability	10 Insertions Max.
Contact resistance	100mΩ Max.
Operating temperature range	-40°C up to +150°C
Storage temperature range	-40°C up to +85°C

These values are measured under laboratory conditions.
In other situations results may differ. Please read our Guarantee.

ULTRA TINY CORNER CLIP (FOR 1500 SERIES) UTCC



This clip is designed to be mounted onto the surface of a PCB (SMT) and offers a fast solution for assembling RFI/EMI-shielding cans to PCB's. This clip eliminates the need for through holes and post re-flow operations on the PCB. For best performance, the shielding clip should be mounted on the PCB ground pattern. This can be done by hand or by vacuum pick-up nozzle (automated).

This clip offers a great opportunity for tuning and re-work after the assembly of the screening cover. Thickness of the screening cover can be from 0.12 up to 0.20 mm. The clip can be supplied on reels of 6.000 pieces.

TECHNICAL SPECIFICATIONS

Material	Stainless steel
Finish	Nickel (Ni) plated and afterwards matte tin (Sn) plated
Material thickness	0.15 ± 0.01 mm
Thickness of shielding can	0.12 to 0.20 mm
Packaging format	Tape & reel or pieces
Reel quantity	6.000 pieces on a Ø380mm reel
Insertion force	0.1~2.0 kgf
Withdrawal force	0.1~2.0 kgf
Durability	10 Insertions Max.
Contact resistance	100mΩ Max.
Operating temperature range	-40°C up to +150°C
Storage temperature range	-40°C up to +85°C

These values are measured under laboratory conditions.
In other situations results may differ. Please read our Guarantee.