

## FIXED PCB SHIELDING CANS 1510 - 1515

The same as the 1500 series Clip -on PCB shielding cans, but with teeth in order to glue the can onto the PCB. No clips are needed for mounting.



EMI screening covers (SMD shielding cans) for PCB's were developed to shield only certain parts of electronic equipment from electromagnetic radiation at the source, rather than all components in the entire housing.

EMI shielding cans are available in a wide range of sizes and types. Whether it is for a small number of prototypes or large quantities, we can manufacture the precision components that you require.

### 1510 SERIES FIXED PCB SHIELDING CANS VS 1500 SERIES CLIP-ON PCB SHIELDING CANS

Our 1500 series Clip-on PCB shielding cans combines small pins or clips with a removable lid (PCB shielding can), resulting in good quality EMI/RFI shielding.

However, some customers would like a slightly more economic solution than the clip-on PCB shielding system and then move to PCB shielding covers without clip-on system. This system is called Fixed PCB shielding cans since the cans are fixed to the PCB with conductive glue or solder.

Furthermore customers choose this way of attachment because the can will be more firmly secured to the PCB than by using the 1510 series clip-on system. This is, for example, necessary when it comes to devices with very heavy vibrations and movements.

### MOUNTING

Fixed PCB shielding cans, can be provided with teeth so that the can can be glued to the PCB (mounting method T) or with pins for mounting through the PCB (mounting method P).

If you require a relatively large PCB shielding can, we recommend to go for the 1500 series clip-on system since it is very difficult to glue relatively large PCB shielding cans on the PCB without deformation of the can and with a good seal (no openings along the edges).

### 1515 SERIES (WITH REMOVABLE LID)

The 1515 has the same properties as the 1510 series. The lid has a removable top cover. This makes it easier to access the parts on the PCB for service. The product is available in copper and tinned copper, with or without cooling holes.

### COPPER OR TINNED COPPER VERSION

Our 1510 and 1515 series fixed PCB shielding cans are available in both copper and tin-plated copper. The tinned copper version facilitates the soldering process.

PCB shielded can  
production



## » FIXED PCB SHIELDING CANS 1510-1515

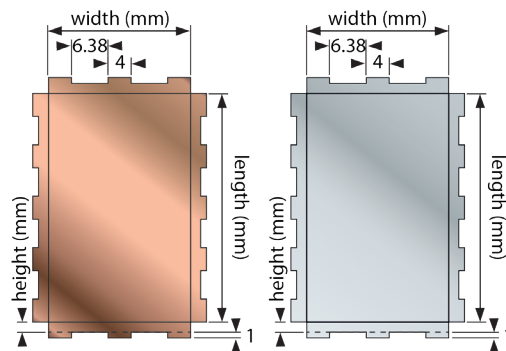
### STANDARD FIXED PCB SHIELDING CANS PART NUMBERS

A technical drawing of the 1510 series Fixed PCB shielding cans. The distance between the teeth varies, and is dependent on the size of the side.


For example, a side of 40mm has 5 teeth and a side of 25mm has 3 teeth. The height of a teeth is 1mm.

### AVAILABLE MATERIAL THICKNESSES

Material
Mu-copper 0.12mm
Mu-copper 0.18mm
Tinned steel 0.20mm




### EXAMPLES



1510 copper with cooling holes



1515 tinned copper with removable lid



1515 with removable lid & cooling holes

### SQUARE FIXED PCB SHIELDING CANS (1 TO 10MM HEIGHT)

Length A (mm)	Width B (mm)	Height C (mm)			
		2	3	5	10
10	10	1510-10-10-2	1510-10-10-3	1510-10-10-5	1510-10-10-10
15	15	1510-15-15-2	1510-15-15-3	1510-15-15-5	1510-15-15-10
20	20	1510-20-20-2	1510-20-20-3	1510-20-20-5	1510-20-20-10
25	25	1510-25-25-2	1510-25-25-3	1510-25-25-5	1510-25-25-10
30	30	1510-30-30-2	1510-30-30-3	1510-30-30-5	1510-30-30-10
35	35	1510-35-35-2	1510-35-35-3	1510-30-30-5	1510-30-30-10
40	40	1510-40-40-2	1510-40-40-3	1510-40-40-5	1510-40-40-10

NOTE: Custom sizes and shapes can be produced on request and according to your drawing. Send your drawing to request a quote for a custom shape to [info@hollandshielding.com](mailto:info@hollandshielding.com).

### RECTANGULAR FIXED PCB SHIELDING CANS (1 TO 10MM HEIGHT)

Length A (mm)	Width B (mm)	Height C (mm)				
		1	2	3	5	10
10	15	1510-10-15-1	1510-10-15-2	1510-10-15-3	1510-10-15-5	1510-10-15-10
10	20	1510-10-20-1	1510-10-20-2	1510-10-20-3	1510-10-20-5	1510-10-20-10
10	25	1510-10-25-1	1510-10-25-2	1510-10-25-3	1510-10-25-5	1510-10-25-10
10	30	1510-10-30-1	1510-10-30-2	1510-10-30-3	1510-10-30-5	1510-10-30-10
10	35	1510-10-35-1	1510-10-35-2	1510-10-35-3	1510-10-35-5	1510-10-35-10
10	40	1510-10-40-1	1510-10-40-2	1510-10-40-3	1510-10-40-5	1510-10-40-10
10	45	1510-10-45-1	1510-10-45-2	1510-10-45-3	1510-10-45-5	1510-10-45-10
10	50	1510-10-50-1	1510-10-50-2	1510-10-50-3	1510-10-50-5	1510-10-50-10
15	20	1510-15-20-1	1510-15-20-2	1510-15-20-3	1510-15-20-5	1510-15-20-10
15	25	1510-15-25-1	1510-15-25-2	1510-15-25-3	1510-15-25-5	1510-15-25-10
15	30	1510-15-30-1	1510-15-30-2	1510-15-30-3	1510-15-30-5	1510-15-30-10

## » FIXED PCB SHIELDING CANS 1510-1515

15	35	1510-15-35-1	1510-15-35-2	1510-15-35-3	1510-15-35-5	1510-15-35-10
15	40	1510-15-40-1	1510-15-40-2	1510-15-40-3	1510-15-40-5	1510-15-40-10
15	45	1510-15-45-1	1510-15-45-2	1510-15-45-3	1510-15-45-5	1510-15-45-10
15	50	1510-15-50-1	1510-15-50-2	1510-15-50-3	1510-15-50-5	1510-15-50-10
20	25	1510-20-25-1	1510-20-25-2	1510-20-25-3	1510-20-25-5	1510-20-25-10
20	30	1510-20-30-1	1510-20-30-2	1510-20-30-3	1510-20-30-5	1510-20-30-10
20	35	1510-20-35-1	1510-20-35-2	1510-20-35-3	1510-20-35-5	1510-20-35-10
20	40	1510-20-40-1	1510-20-40-2	1510-20-40-3	1510-20-40-5	1510-20-40-10
20	45	1510-20-45-1	1510-20-45-2	1510-20-45-3	1510-20-45-5	1510-20-45-10
20	50	1510-20-50-1	1510-20-50-2	1510-20-50-3	1510-20-50-5	1510-20-50-10
25	30	1510-25-30-1	1510-25-30-2	1510-25-30-3	1510-25-30-5	1510-25-30-10
25	35	1510-25-35-1	1510-25-35-2	1510-25-35-3	1510-25-35-5	1510-25-35-10
25	40	1510-25-40-1	1510-25-40-2	1510-25-40-3	1510-25-40-5	1510-25-40-10
25	45	1510-25-45-1	1510-25-45-2	1510-25-45-3	1510-25-45-5	1510-25-45-10
25	50	1510-25-50-1	1510-25-50-2	1510-25-50-3	1510-25-50-5	1510-25-50-10
30	35	1510-30-35-1	1510-30-35-2	1510-30-35-3	1510-30-35-5	1510-30-35-10
30	40	1510-30-40-1	1510-30-40-2	1510-30-40-3	1510-30-40-5	1510-30-40-10
30	45	1510-30-45-1	1510-30-45-2	1510-30-45-3	1510-30-45-5	1510-30-45-10
30	50	1510-30-50-1	1510-30-50-2	1510-30-50-3	1510-30-50-5	1510-30-50-10
35	40	1510-35-40-1	1510-35-40-2	1510-35-40-3	1510-35-40-5	1510-35-40-10
35	45	1510-35-45-1	1510-35-45-2	1510-35-45-3	1510-35-45-5	1510-35-45-10
35	50	1510-35-50-1	1510-35-50-2	1510-35-50-3	1510-35-50-5	1510-35-50-10

NOTE: Custom sizes and shapes can be produced on request and according to your drawing. Send your drawing to request a quote for a custom shape to [info@hollandshielding.com](mailto:info@hollandshielding.com).

Please keep in mind: dimensions you specify are outside dimensions. Thickness of the material is standard 0.12 mm, optionally 0.18 mm or 0.20 mm. For example, when you order a 1510-1515 series Clip-on shielding can in 0.12 mm Mu-copper of 10-20-5 mm, the inside dimensions will be 9.76-19.76-4.88 mm. The standard height of a teeth is 1 mm. Standard tolerance for these products is +/- 0.1-0.2 mm.

### ORDER EXAMPLE

Series	Length A (mm)	Width B (mm)	Height C (mm)	Mounting	Cooling
<b>1510</b> : Fixed PCB shielding can with fixed lid <b>1515</b> : Fixed PCB shielding can with removable lid	Specify the length in mm	Specify the width in mm	Specify the height in mm. For the teeth, 1mm will be added in height.	<b>T</b> : Teeth for mounting on the PCB <b>P</b> : Pins for mounting through the PCB	<b>NO</b> : No cooling holes (standard) <b>CO</b> : With cooling holes
<b>Material</b>					
MU0.12 : Mu-copper 0.12mm MU0.18 : Mu-copper 0.18mm TMU0.12 : Tinned Mu-copper 0.12 mm TMU0.18 : Tinned Mu-copper 0.18 mm TSO.20 : Tinned steel 0.20mm					