


ENDLESS GASKET (EMC/IP) 8000

Combined EMI-shielding and water-seal gasket for grooves and door/lid constructions



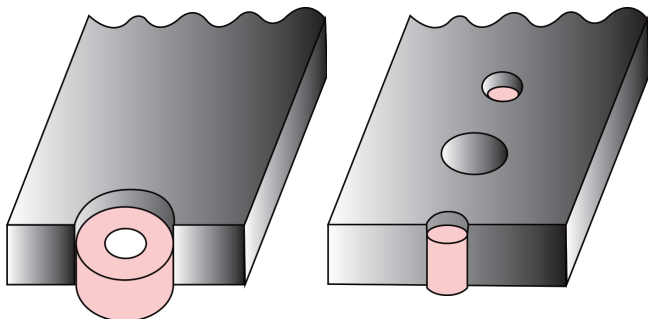
The 8000 series Endless gaskets are ready-made gaskets according to customer specifications. They are suitable for many applications in which both an EMI-shielding gasket and a water seal are required.

The 8000 series Endless gasket consists of a rectangular EMI gasket like Amucor shield 6800 series, Standard shield 7000 series or Ultra soft shield 7400 series, combined with a closed-cell water seal.

All gaskets can be provided with a self-adhesive strip for easy mounting. Gasket materials for the 8000 series Endless gaskets are watertight at 30% compression, depending on the construction.

COMPRESSION STOPS (OPTIONAL)

Disc or washer-type compression stops can be included to prevent over-compression.




Washer type
Used at bolt holes

Disk type
Used next to bolt holes

IP SEAL POSITION

The gasket can be supplied with the water sealing/IP seal on the outside of the gasket (IP seal position O), or with the water seal at the inner side of the gasket (IP seal position I).



OPTIONS

- UL94V-0 flame-retardant foam core
- Chemical-resistant rubbers like EPDM
- Silicone sponge for high temperatures up to 220 °C
- Available in conductive textile, Amucor or Knitted wire mesh versions

BENEFITS

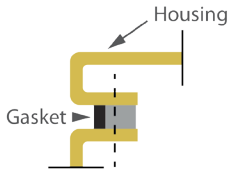
- Easy mounting
- High shielding performance
- No tools required
- Dimensions up to 2 x 2 m



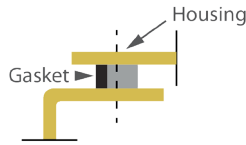
» ENDLESS GASKET (EMC/IP) 8000

VARIOUS USES

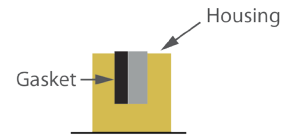
Examples of different uses for the Endless gasket
(The solid Gray part is the water seal)



1. Endless gasket used in a flat lid on a curved housing construction




2. Endless gasket used in a curved lid on a curved housing construction



3. Endless gasket used in a groove

TECHNICAL DRAWING STANDARDS



If you send us a drawing, please include the dimensions shown above.

ORDER EXAMPLE

Part number	Gasket width (mm) A	Gasket length (mm) B	Material (EMI gasket core)	Material (waterseal)	Adhesive
8000 : Endless gasket Amucor version 8001 : Endless gasket Conductive textile version 8002 : Endless gasket Knitted wire mesh version	Specify the width of the gasket in mm	Specify the length of the gasket in mm	N : Neoprene P : Low closure force PVC foam E : EPDM F : Flame retardant UL94V-0 foam S : Silicone foam L : Polyurethane foam (ultra soft)	N : Neoprene S : Silicone	02 : Without self-adhesive 01 : Standard self-adhesive 03 : With conductive self-adhesive
IP seal position	Width of waterseal (mm) Z	Width of EMI gasket (mm) X	Frame thickness (mm) Y		
I : Inside gasket O : Outside gasket	Specify the width of the waterseal in mm	Specify the width of the EMI gasket in mm	Specify the thickness of the frame in mm		

*Notice

Information supplied in these data sheets is based on independent and laboratory tests which Holland Shielding Systems BV, hereafter referred to as HSS believes to be reliable. HSS has no control over the design of customer's product which incorporates products, therefore it is the responsibility of the user to determine the suitability for his particular application and we recommend that the user make his own test to determine suitability.

The product described in this data sheet shall be of standard quality, however the products are sold without warranty of fitness for a particular purpose, either expressed or implied, except to the extent expressly stated on HSS invoice, quotation or order acknowledgment. HSS does not warrant that products described in this data sheet will be free of conflict with existing or future patents of third parties. All risks of lack of fitness, patent infringement and the like are assumed by the user.