


ELECTRICALLY CONDUCTIVE FOAM 5770

Foam structure with foam as its central layer, suitable for EMI shielding and absorbing gaskets



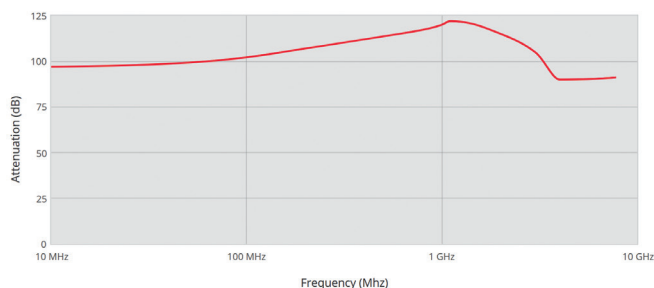
Conductive foam offers an innovative approach to traditional shielding and grounding by providing X, Y, and Z-axis conductivity, which enhances the shielding effectiveness required to meet the increasing microprocessor speeds of today's computer, telecommunications, and aerospace equipment.

This conductive foam is made of polyurethane foam plated with copper and nickel. Compression is 25% to 75%. The temperature range is between -10 and 85 °C

The material will return close to normal height when released. The foam is coated with conductive polyurethane to protect it from environmental influences and to prevent burrs when cutting.

Conductive Foam is designed for low-cycling applications such as input/output (I/O) shielding and other non-shear standard connectors. Rectangular strips are available for perimeter gasketing applications.

SHIELDING PERFORMANCE*



■ Measurement 1

CHARACTERISTICS

- Thicknesses of 0.5, 0.7, 1.0, 1.5, 2.0, 2.2, 3.0, 3.5 and 5.0 mm in 950 mm roll width
- Thicknesses of 0.3 mm in 300 mm roll width
- Several layers can be joined together for thickness, on request
- Excellent electric conductivity throughout the material
- Excellent electromagnetic shielding effect
- High workability due to adhesion
- Easy die cutting, kiss cutting and slitting

APPLICATIONS

- Mobile phone
- Noise filter core
- Cable tray
- Shielded rooms

MATERIAL SPECIFICATIONS


- Mesh: woven polyester, copper and nickel coated
- Conductive foam: polyurethane foam (copper and nickel coated)
- PSA: acrylic ester polyol copolymer + nickel powder
- PU coating: polymer resin (polyurethane)
- Release liner: CP paper avg 150 µm

BENEFITS AND OPTIONS

- Supplied as sheets, strips or die-cuts
- Reinforced with woven fabric on 1 or 2 sides
- Nickel/copper metalization
- X-Y-Z axis conductivity
- Tolerance of ± 0.1 mm
- I/O static applications/gasket replacement


» ELECTRICALLY CONDUCTIVE FOAM 5770

PRODUCT BUILD-UP




TECHNICAL DATA

Item	Data
Thickness (mm) (other sizes on request)	0.3 mm in 300 mm roll width 0.5, 0.7, 1.0, 1.5, 2.0, 2.2, 3.0, 3.5 and 5.0 mm in 950 mm roll width
Color	Gray
Width	Max. 950 mm
Length	Depending on thickness material 50 meters max.
Adhesive strength (gf/25mm)	1.000
Surface resistance (Ω /sq)	0.2
Top-bottom resistance (Ω /in ²)	0.2
RoHS	Compliant
Temperature range °C	-10 to 85
Shelf life	6 months




ORDER EXAMPLE

Series	Width (mm)	Length (mm)	Thickness (mm)	Adhesive	Top layer
5770	Specify the width of the sheet in mm	Specify the width of the sheet in mm	0.3 (300 max.) 0.5, 0.7, 1.0, 1.5, 2.0, 2.2, 3.0, 3.5 and 5.0 (950 max.)	01 : Standard adhesive (non-conductive) 02 : Without self-adhesive 03 : With conductive self-adhesive	S : Standard PU-foam top layer T : Top layer Copper and nickel plated woven



Product example of 5770 Conductive foam in use



Product example of 5770 Conductive foam in use



Conductive foam kiss cut according to customer's requirements



We can cut several layers of conductive foam to create cavities