


CONNECTOR GASKET 8200

EMI flange seals for electrical connectors




The 8200 series Connector gaskets are die-cut gaskets for EMI shielding and for grounding of a wide range of connectors. These connector gaskets are more effective in closing gaps caused by fabrication tolerances and misaligned or irregular surfaces than could be achieved with a solid flange design.

The 8200 series Connector gasket is made of die-cut 6800 Amucor shield or conductive textile, is 1 or 2mm thick, and can be provided with self-adhesive. Please note that Connector gaskets can also be produced in any desired size or shape and according to your CAD drawing.

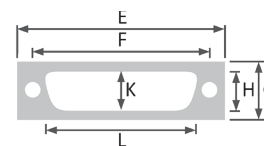
CONDUCTIVE RUBBER (ON REQUEST)

The 8200 connector gasket is on request also available in conductive rubber. For applications where a watertight seal is required.



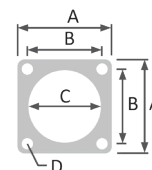
D-SUB CONNECTOR GASKETS

Part number	Shell size	Dimensions in mm							
		E	F	G	H	Front mounting		Rear mounting	
						L	K	L	K
8209DSUB	9	33.35	25.00	19.05	3.56	19.86	11.43	16.89	9.40
8215DSUB	15	41.68	33.33	19.05	3.56	28.20	11.43	25.22	9.40
8225DSUB	25	55.58	47.04	19.05	3.56	41.91	11.43	38.94	9.40
8237DSUB	37	71.86	63.50	19.05	3.56	58.37	11.43	55.40	9.40
8250DSUB	50	69.60	61.11	21.85	3.56	55.88	16.82	53.01	12.19

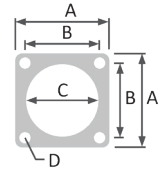
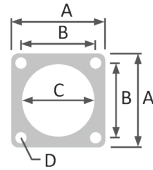


JT, PT, PC, MIL-C-26482, MS-3110, MS-3112, MS-3119, MS-3120 CONNECTOR GASKETS

Part number	Dimensions in mm			
	A	B	C	D
8206	17.48	11.91	9.53	3.30
8208	20.62	15.09	12.70	3.30
8210	23.83	18.26	15.88	3.30
8212	26.19	20.65	19.05	3.30
8214	28.56	23.01	22.23	3.30
8216	30.96	24.61	25.40	3.30
8218	33.32	27.00	28.56	3.30
8220	36.53	29.36	31.75	3.30
8222	39.70	31.75	34.93	3.30
8224	42.88	34.93	38.10	3.96



» CONNECTOR GASKET 8200

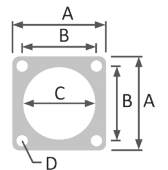


AN, HT, QWL, MIL-C-5015, MS3100, MS3102 CONNECTOR GASKETS A SERIES

Part number	Dimensions in mm			
	A	B	C	D
8208A	22.23	15.09	12.70	4.37
8210A	25.40	18.28	15.88	4.37
8212A	29.79	20.65	19.05	4.37
8214A	30.16	23.01	22.23	4.37
8216A	32.54	24.61	25.40	4.37
8218A	34.93	27.00	28.56	5.15
8220A	38.10	29.36	31.75	5.15
8222A	41.28	31.75	34.93	5.15
8224A	44.45	34.93	38.10	5.15
8228A	50.80	39.70	44.45	5.15
8232A	57.15	44.45	50.80	5.56
8236A	63.50	49.23	55.58	5.56
8240A	69.85	55.58	61.93	5.56
8244A	76.20	60.33	70.64	5.56
8248A	82.55	66.68	76.99	5.56

BENDIX-SP CONNECTOR GASKETS B SERIES

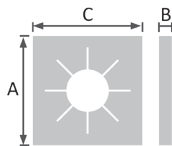
Part number	Dimensions in mm			
	A	B	C	D
8206B	24.21	16.28	9.53	4.06
8208B	26.59	18.64	12.70	4.06
8210B	28.56	20.62	15.88	4.06
8212B	31.75	23.83	19.05	4.06
8214B	34.93	26.19	22.23	4.06
8216B	36.50	28.56	25.40	4.06
8218B	38.51	30.56	28.56	4.06
8220B	42.47	32.94	31.75	4.06
8222B	44.45	34.93	34.93	4.06



RF CONNECTOR GASKET

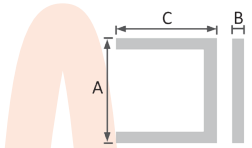
Part number	Connector type	Dimensions in mm			
		A	B	C	D
8200RFBN	BN	17.45	12.70	11.10	2.77
8200RFBNC	BNC	17.45	12.70	11.10	2.77
8200RFC	C	25.40	18.26	15.88	4.37
8200RFHN	HN	30.18	23.01	19.05	3.56
8200RFLC	LC	50.80	36.50	31.75	6.53
8200RFN	N	25.40	18.26	15.88	4.37
8200RFUHF	UHF	32.54	24.61	25.40	4.37

C SERIES



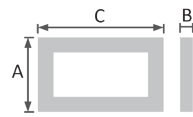
Part number	Dimensions in mm		
	A	B	C
8200C	14	2	14

D SERIES



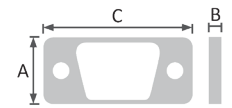
Part number	Dimensions in mm		
	A	B	C
8200D	18.9	1.5	18.1

E SERIES



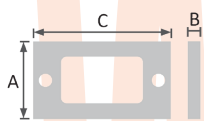
Part number	Dimensions in mm		
	A	B	C
8200E	16	3	26

F SERIES



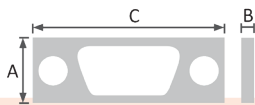
Part number	Dimensions in mm		
	A	B	C
8200F	12.5	1	31

G SERIES



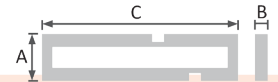
Part number	Dimensions in mm		
	A	B	C
8200G	19	2	33.4

H SERIES



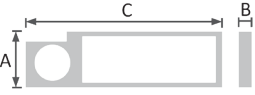
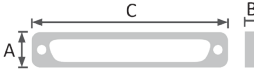
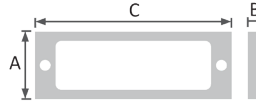
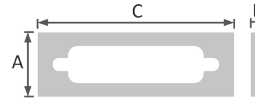
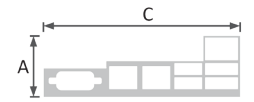

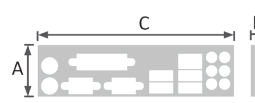
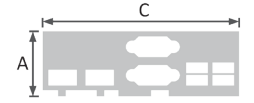
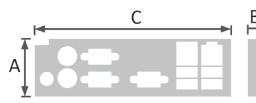
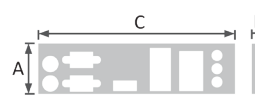
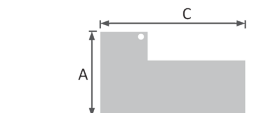
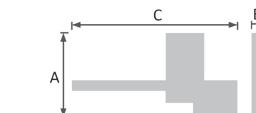
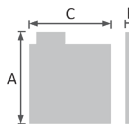
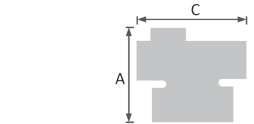
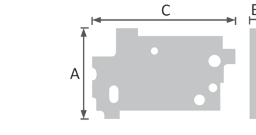
Part number	Dimensions in mm		
	A	B	C
8200H	14	1	49

I SERIES



Part number	Dimensions in mm		
	A	B	C
8200I	17.8	1.52	52.3

» CONNECTOR GASKET 8200

J SERIES  Part number Dimensions in mm A B C 8200J 12.5 1 53	K SERIES  Part number Dimensions in mm A B C 8200K 19 2 55.6	L SERIES  Part number Dimensions in mm A B C 8200L 17.8 2.5 57.9
M SERIES  Part number Dimensions in mm A B C 8200M 15 3 72	N SERIES  Part number Dimensions in mm A B C 8200N 38 2.5 122.5	O SERIES  Part number Dimensions in mm A B C 8200O 43.9 1.2 290.5
P SERIES  Part number Dimensions in mm A B C 8200P 41 3 154	Q SERIES  Part number Dimensions in mm A B C 8200Q 42.64 3.3 131.5	R SERIES  Part number Dimensions in mm A B C 8200R 42.45 2.5 139
S SERIES  Part number Dimensions in mm A B C 8200S 42.5 3 153.7	T SERIES  Part number Dimensions in mm A B C 8200T 15 0.1 25	U SERIES  Part number Dimensions in mm A B C 8200U 14.7 0.1 30
V SERIES  Part number Dimensions in mm A B C 8200V 39 0.2 35	W SERIES  Part number Dimensions in mm A B C 8200W 39 0.2 46	X SERIES  Part number Dimensions in mm A B C 8200X 45.74 0.1 70.84

CONDUCTIVE RUBBER CONNECTOR GASKETS (ALTERNATIVE)

For very high performance applications where an IP-tight (waterproof) connection is required, we can make connector gaskets out of electrically conductive rubber or wire-filled silicone. For more information see 5750 series Electrically conductive rubber or 5711- 5722 series Oriented wire shield.

ORDER EXAMPLE

Part number	Covering	Thickness (mm)	Adhesive	Mounting
Select the part number from the connector gasket part number tables above	T : Conductive textile A : Amucor foil (standard) B : Embossed Amucor foil	1 : 1mm thickness (standard) 2 : 2mm thickness 3 : 3mm thickness	01 : With self-adhesive 02 : Without self-adhesive (standard) 03 : Conductive self-adhesive	Front : Front mounting Rear : Rear mounting

*Notice

Information supplied in these data sheets is based on independent and laboratory tests which Holland Shielding Systems BV, hereafter referred to as HSS believes to be reliable. HSS has no control over the design of customer's product which incorporates products, therefore it is the responsibility of the user to determine the suitability for his particular application and we recommend that the user make his own test to determine suitability.

The product described in this data sheet shall be of standard quality, however the products are sold without warranty of fitness for a particular purpose, either expressed or implied, except to the extent expressly stated on HSS invoice, quotation or order acknowledgment. HSS does not warrant that products described in this data sheet will be free of conflict with existing or future patents of third parties. All risks of lack of fitness, patent infringement and the like are assumed by the user.