


## CLIP-ON PCB SHIELDING SYSTEM 1500

EMI/RFI shielding and screening cans/covers for printed circuit boards



EMI screening covers (shielding cans) for PCB's were developed to shield only certain parts of electronic equipment from electromagnetic radiation at the source, rather than all of the components in the entire housing.

EMI shielding cans are available in standard sizes or can be produced customized within a few days.

Whether it is for a small number of prototypes or large production runs we can manufacture the precision components you require.

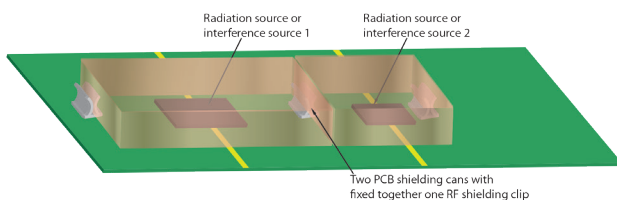
### 1500 CLIP-ON SHIELDING SYSTEM

This EMI/RFI shielding system for PCB's combines small pins or clips with a removable lid (PCB shielding can), which results in high-quality EMI/RFI shielding.


### ADVANTAGES

- Less space taken up on the board
- Flexible clip positioning making the Clip-on system 1500 an excellent solution for series of 1 – 10.000 pieces
- For heavy-duty applications the lid can also be secured by soldering it to the clips and some of the pins
- Many different clips and pins are available for mounting the PCB shielding can to the PCB.


### DESIGN TIPS FOR PCB SHIELDING CANS



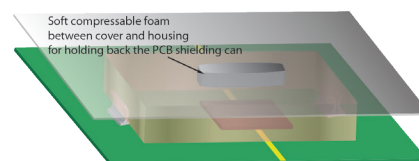
1. If you have two adjacent sources of interference you can place two PCB shielding cans right next to each other turning the shielding into one large can.



2. To prevent short-circuiting it is possible to make recessed areas in the PCB shielding can.



3. If the source of radiation or interference produces a lot of heat, it is advisable to make ventilation holes in the shielding can.



4. In order to prevent vibrations or movements from loosening the PCB shielding can from the RF shielding clips you can also place a piece of soft, compressible foam between the PCB and the housing of the device. For electric discharge, you can use an EMI gasket or an electrically conductive foam as well. For more design tips see our website.

## » CLIP-ON PCB SHIELDING SYSTEM 1500

### STANDARD SHIELDING CANS SQUARE PCB SHIELDING CANS (HEIGHT 1 TO 15MM)

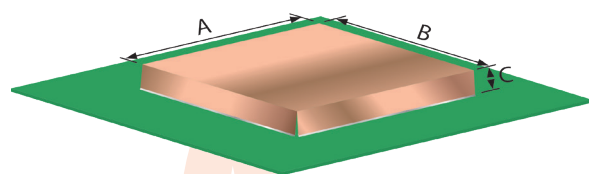
Length (mm)	Width (mm)	2	3	5	10	15
10	10	1500-10-10-2	1500-10-10-3	1500-10-10-5	1500-10-10-10	1500-10-10-15
15	15	1500-15-15-2	1500-15-15-3	1500-15-15-5	1500-15-15-10	1500-15-15-15
20	20	1500-20-20-2	1500-20-20-3	1500-20-20-5	1500-20-20-10	1500-20-20-15
25	25	1500-25-25-2	1500-25-25-3	1500-25-25-5	1500-25-25-10	1500-25-25-15
30	30	1500-30-30-2	1500-30-30-3	1500-30-30-5	1500-30-30-10	1500-30-30-15
35	35	1500-35-35-2	1500-35-35-3	1500-30-30-5	1500-30-30-10	1500-30-30-15
40	40	1500-40-40-2	1500-40-40-3	1500-40-40-5	1500-40-40-10	1500-40-40-15

### STANDARD SHIELDING CANS RECTANGULAR PCB SHIELDING CANS (1 TO 15MM HEIGHT)

Length A (mm)	Width B (mm)	2	3	5	10	15
10	15	1500-10-15-2	1500-10-15-3	1500-10-15-5	1500-10-15-10	1500-10-15-15
10	20	1500-10-20-2	1500-10-20-3	1500-10-20-5	1500-10-20-10	1500-10-20-15
10	25	1500-10-25-2	1500-10-25-3	1500-10-25-5	1500-10-25-10	1500-10-25-15
10	30	1500-10-30-2	1500-10-30-3	1500-10-30-5	1500-10-30-10	1500-10-30-15
10	35	1500-10-35-2	1500-10-35-3	1500-10-35-5	1500-10-35-10	1500-10-35-15
10	40	1500-10-40-2	1500-10-40-3	1500-10-40-5	1500-10-40-10	1500-10-40-15
10	45	1500-10-45-2	1500-10-45-3	1500-10-45-5	1500-10-45-10	1500-10-45-15
10	50	1500-10-50-2	1500-10-50-3	1500-10-50-5	1500-10-50-10	1500-10-50-15
15	20	1500-15-20-2	1500-15-20-3	1500-15-20-5	1500-15-20-10	1500-15-20-15
15	25	1500-15-25-2	1500-15-25-3	1500-15-25-5	1500-15-25-10	1500-15-25-15
15	30	1500-15-30-2	1500-15-30-3	1500-15-30-5	1500-15-30-10	1500-15-30-15
15	35	1500-15-35-2	1500-15-35-3	1500-15-35-5	1500-15-35-10	1500-15-35-15
15	40	1500-15-40-2	1500-15-40-3	1500-15-40-5	1500-15-40-10	1500-15-40-15
15	45	1500-15-45-2	1500-15-45-3	1500-15-45-5	1500-15-45-10	1500-15-45-15
15	50	1500-15-50-2	1500-15-50-3	1500-15-50-5	1500-15-50-10	1500-15-50-15

**Please note:** for more sizes see our website. Custom sizes and shapes can be produced on request and according to your drawing

### PCB SHIELDING CANS ORDER EXAMPLE



**Please keep in mind:** dimensions you specify are outside dimensions. Thickness of the material is standard 0.12 mm, optionally 0.18 mm or 0.20 mm. For example, when you order a 1500 series Clip-on shielding can of 10-20-5mm, the inside dimensions will be 9.76-19.76-4.88 mm.

Please note, no tooling cost if you use any of the above dimensions, with material thickness of 0.12 mm (standard). Standard tolerance for these products is +/- 0.1-0.2 mm.

Material	Outer dimension (A)	Outer dimension (B)	Outer dimension (C)	Inner dimension (A)	Inner dimension (B)	Inner dimension (C)
Mu-copper 0.12mm	10mm	20mm	5mm	9.76mm	19.76mm	4.88mm
Mu-copper 0.18mm	10mm	20mm	5mm	9.64mm	19.64mm	4.82mm
Tinned steel 0.20mm	10mm	20mm	5mm	9.60mm	19.60mm	4.80mm

### ORDER EXAMPLE

Series	Length (mm)	Width (mm)	Height (mm)	Material
1500	Length of the shielding cover in mm	Width of the shielding cover in mm	Height of the shielding cover in mm	<b>MU12</b> : Mu-copper 0.12mm <b>MU18</b> : Mu-copper 0.18mm <b>TMU12</b> : Tinned Mu-copper 0.12 mm <b>TMU18</b> : Tinned Mu-copper 0.18 mm <b>TS20</b> : Tinned steel 0.20mm