


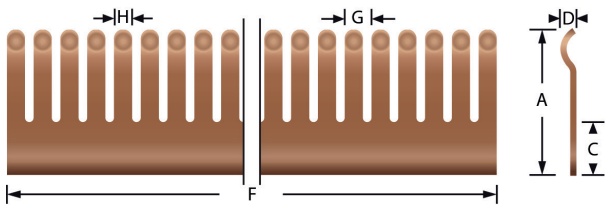
CIRCULAR FINGERS 2600

Used for grounding and EMI shielding in high-frequency equipment

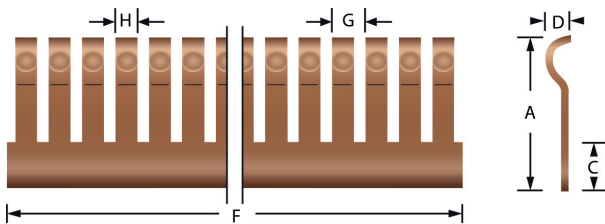


Circular fingerstrips are used for grounding and EMI shielding in high-frequency equipment and for forming large diameter round contacts rings. Circular fingerstrips are used to solve grounding and EMI shielding problems where round contacts and a dynamic range is required.

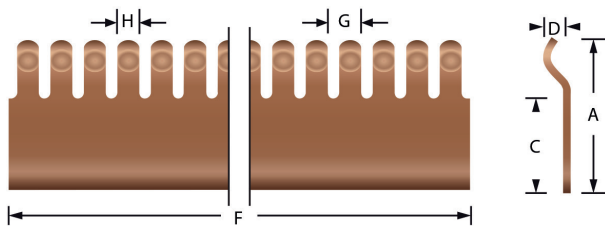
CIRCULAR FINGERS 2601



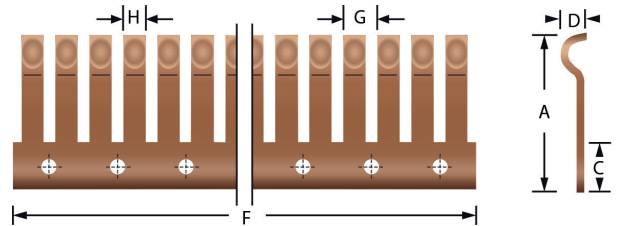
2601-01, 2601-03, 2601-05, 2601-07, 2601-08



2601-02, 2601-06



2601-09

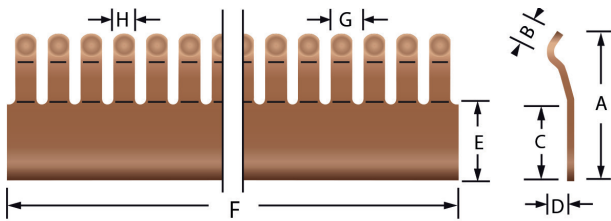


2601-10 hole diameter \varnothing 3.5

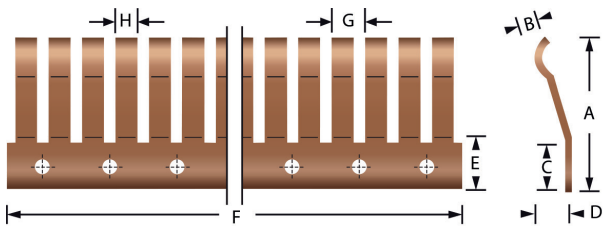
Part nr.	A	C	D	F	G	H	Material thickness	Compression force N
2601-01	8.6	3.2	1.0	406	1.5	1.0	0.10mm	
2601-02	9.5	3.2	1.2	500	1.5	1.0	0.10mm	
2601-03	9.7	1.6	1.3	406	1.9	1.3	0.16mm	
2601-05	14.0	6.5	1.5	499	4.0	3.0	0.20mm	
2601-06	14.2	5.5	1.05	500	2.0	1.5	0.15mm	
2601-07	18.5	6.5	1.5	499	4.0	3.0	0.20mm	
2601-08	19.1	12.7	3.1	406	4.8	3.6	0.13mm	
2601-09	22.6	14.9	3.0	406	4.8	3.6	0.13mm	25% 120 N/m 50% 550 N/m
2601-10	30.0	9.0	3.2	503	4.0	3.0	0.5mm	

» CIRCULAR FINGERS 2600

CIRCULAR FINGERS 2602



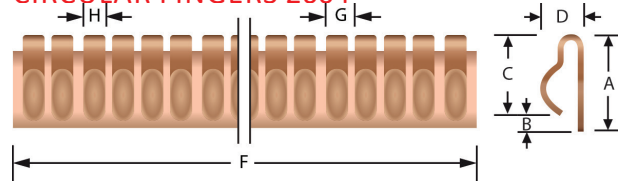
2602-01 tot 2602-03



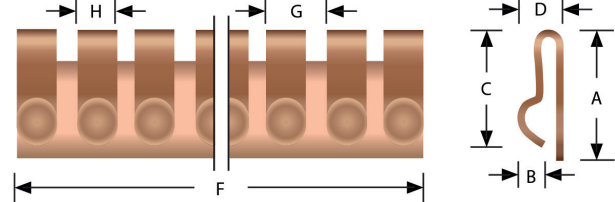
2602-05 hole diameter \varnothing 3.5

Part nr.	A	B	C	D	E	F	G	H	Material thickness
2602-01	9.2	1.2	3.2	2.5	3.6	500	1.5	1.0	0.10mm
2602-02	13.8	1.3	6.5	2.7	8.0	499	4.0	3.0	0.20mm
2602-03	13.9	0.8	6.0	3.0	6.0	500	2.0	1.5	0.15mm
2602-05	26.7	3.2	8.0	9.0	10.0	503	4.0	3.0	0.5mm

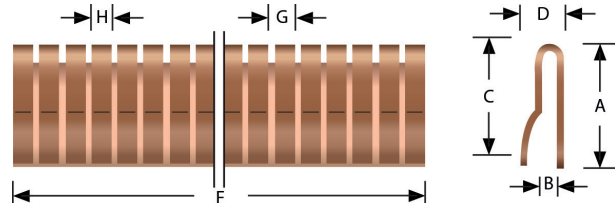
CIRCULAR FINGERS 2604



2604-01



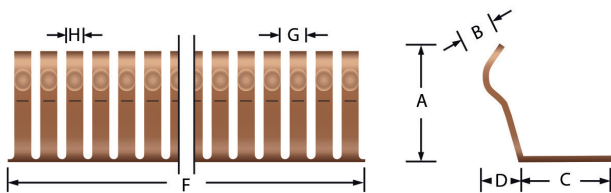
2604-02 till 2604-05



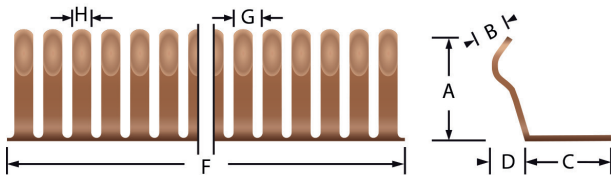
2604-06

Part nr.	A	B	C	D	F	G	H	Material thickness	Compression force N
2604-01	4.8	0.8	4.1	2.3	406	1.5	1.0	0.13mm	25% 100 N/m 50% 150 N/m
2604-02	6.6	-	5.8	2.8	406	1.9	1.3	0.15mm	25% 130 N/m 50% 250 N/m
2604-03	7.0	0.9	6.5	2.8	500	2.0	1.5	0.15mm	
2604-04	9.2	1.3	7.7	4.5	499	4.0	3.0	0.20mm	
2604-05	11.2	-	8.1	4.1	406	2.4	1.6	0.25mm	25% 220 N/m 50% 700 N/m
2604-06	11.6	1.3	9.8	4.7	500	4.0	3.0	0.20mm	

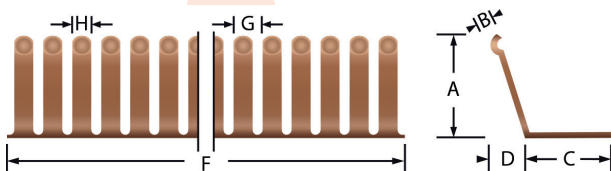
CIRCULAR FINGERS 2603



2603-01



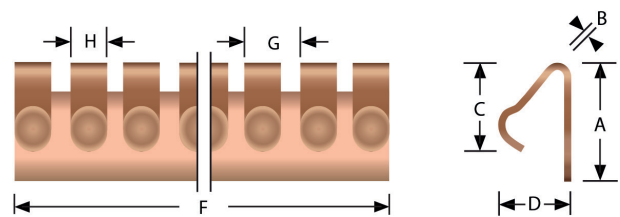
2603-02



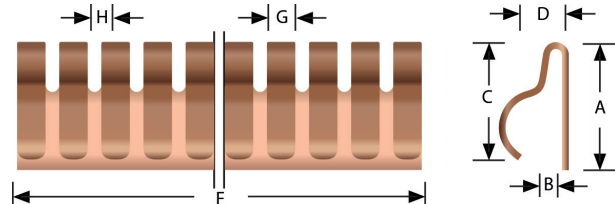
2603-03 and 2603-04

Part nr.	A	B	C	D	F	G	H	Material thickness
2603-01	5.5	1.2	3.9	2.1	500	2.0	1.5	0.10mm
2603-02	8.0	0.9	6.0	2.5	500	1.5	1.0	0.15mm
2603-03	11.0	1.3	8.0	3.8	499	4.0	3.0	0.20mm
2603-04	15.0	1.3	8.0	4.6	499	4.0	3.0	0.20mm

CIRCULAR FINGERS 2605



2605-01 till 2605-03

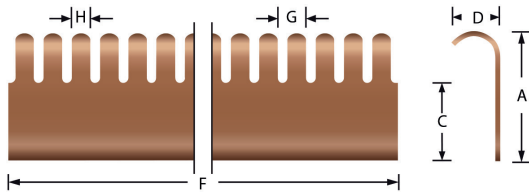


2605-04

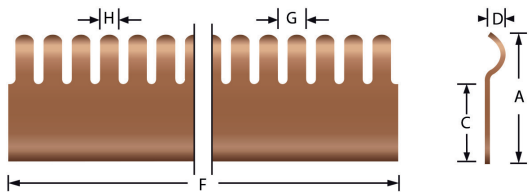
Part nr.	A	B	C	D	F	G	H	Material thickness
2605-01	7.0	0.8	5.5	4.9	500	2.0	1.5	0.15mm
2605-02	9.5	1.1	6.4	7.0	500	4.0	3.0	0.20mm
2605-03	12.0	1.1	8.4	8.0	500	4.0	3.0	0.20mm
2605-04	4.1	1.2	4.6	2.4	500	1.5	1.0	0.10mm

» CIRCULAR FINGERS 2600

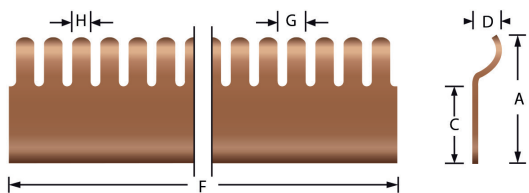
CIRCULAR FINGERS 2606



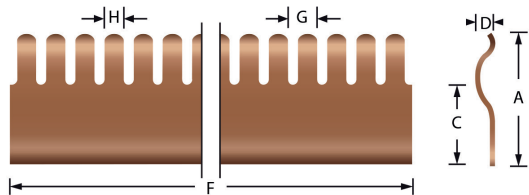
2606-01



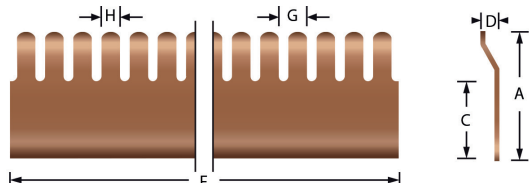
2606-02



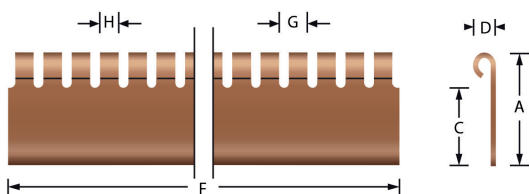
2606-03



2606-04



2606-05

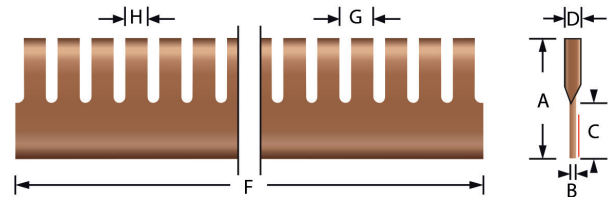


2606-07

Part nr.	A	C	D	F	G	H	Material thickness
2606-01	19.6	16.0	5.8	406	4.8	3.6	0.13mm
2606-02	22.6	16.0	2.3	406	4.8	3.6	
2606-03	22.6	16.0	3.3	406	4.8	3.6	
2606-04	23.4	16.0	2.3	406	4.8	3.6	
2606-05	23.4	16.0	2.3	406	4.8	3.6	
2606-07	19.0	15.8	3.1	406	4.8	3.6	

Material: Beryllium copper

CIRCULAR FINGERS 2607



2607-01

Part nr.	A	B	C	D	F	G	H	Material thickness	Compression force N
2607-01	9.1	0.13	4.1	0.75	406	2.4	1.6	0.13mm	25% 220 N/m 50% 1030 N/m

Material: Beryllium copper

The Fingers of part number 2607-01 and 2607-02 are approximately 30° turned outwards.

Part number 2607-01 and 2607-02 are supplied with an adhesive strip for easy mounting (red mark in drawing 2607-01 & 2607-02)

ORDER EXAMPLE

Part number

Specify the part number that you need from the table

*Notice

Information supplied in these data sheets is based on independent and laboratory tests which Holland Shielding Systems BV, hereafter referred to as HSS believes to be reliable. HSS has no control over the design of customer's product which incorporates products, therefore it is the responsibility of the user to determine the suitability for his particular application and we recommend that the user make his own test to determine suitability.

The product described in this data sheet shall be of standard quality, however the products are sold without warranty of fitness for a particular purpose, either expressed or implied, except to the extent expressly stated on HSS invoice, quotation or order acknowledgment. HSS does not warrant that products described in this data sheet will be free of conflict with existing or future patents of third parties. All risks of lack of fitness, patent infringement and the like are assumed by the user.