

L-SHAPE GASKETS 7500

L-shaped EMI/RFI-shielding gasket with water seal (IP seal) for thin doors and lids



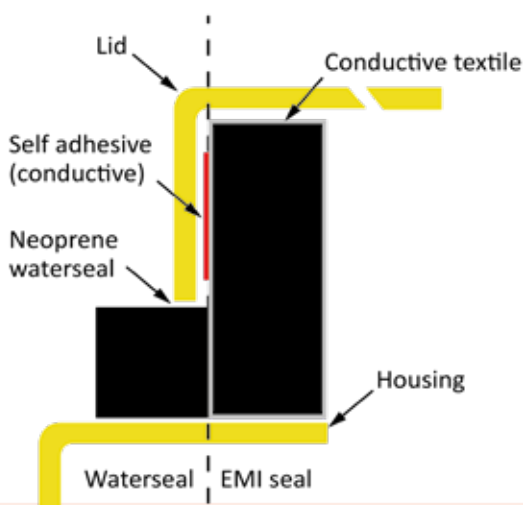
The L-shaped gasket as an efficient combined seal for doors and lids. The gasket is used to achieve two goals at the same time: a water seal and an EMI seal.

This L-shaped gasket is made from a solid piece of neoprene foam. One side has been laminated with conductive textile (the conductive side) and the other side is uncovered neoprene which provides a water seal.

The flange of the door will compress the water-seal side of the gasket with very little force to assure a watertight seal.

The electrically conductive part on the other side of the gasket establishes an electrical connection between the lid and housing

TECHNICAL DRAWING



BENEFITS

- Bends easily around sharp corners without interrupting the water seal
- Excellent water sealing up to IP65 (depending on construction)
- Easily mounted with a self-adhesive strip
- Easy to use for small doors and lids
- Low closure force to prevent bending of doors and lids
- Roll lengths of 1 to 1.000 meters, depending on width and height of the gasket
- Tools required: a pair of scissors

OPTIONS (ON REQUEST)

- Custom made in the dimensions you need
- Available in flame-retardant version
- Available with conductive self-adhesive
- Available with chemical-resistant rubbers like EPDM
- Silicone sponge for high temperatures up to 220 °C
- Various conductive foils and fabrics
- Cut into accurate lengths
- In the shape of a ready-made frame

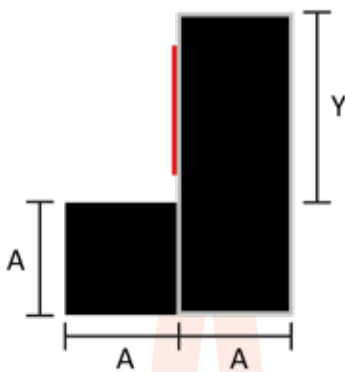
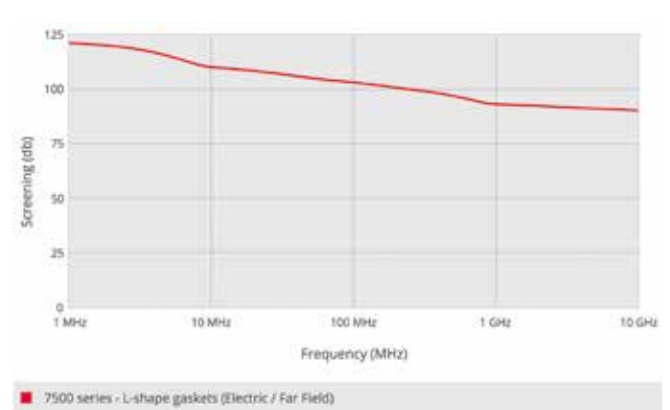
» L-SHAPE GASKET 7500

STANDARD DIMENSIONS

Part number	A	Y
7500-2-4-X	2	4
7500-2-6-X	2	6
7500-2-8-X	2	8
7500-3-6-X	3	6
7500-3-8-X	3	8
7500-3-10-X	3	10
7500-4-8-X	4	8
7500-4-10-X	4	10
7500-4-12-X	4	12
7500-5-8-X	5	8
7500-5-10-X	5	10
7500-5-12-X	5	12
7500-6-8-X	6	8
7500-6-10-X	6	10
7500-6-12-X	6	12
7500-7-10-X	7	10
7500-7-12-X	7	12
7500-7-14-X	7	14
7500-8-14-X	8	14
7500-8-16-X	8	16
7500-8-18-X	8	18

X = conductive cover.
Other sizes on request

SHIELDING PERFORMANCE*



ORDER EXAMPLE

Series	A (mm)	Y (mm)	Cover
7500	Specify size A in mm.	Specify size Y in mm.	T : Conductive textile A : Amucor foil

*Notice

Information supplied in these data sheets is based on independent and laboratory tests which Holland Shielding Systems BV, hereafter referred to as HSS believes to be reliable. HSS has no control over the design of customer's product which incorporates products, therefore it is the responsibility of the user to determine the suitability for his particular application and we recommend that the user make his own test to determine suitability.

The product described in this data sheet shall be of standard quality, however the products are sold without warranty of fitness for a particular purpose, either expressed or implied, except to the extent expressly stated on HSS invoice, quotation or order acknowledgment. HSS does not warrant that products described in this data sheet will be free of conflict with existing or future patents of third parties. All risks of lack of fitness, patent infringement and the like are assumed by the user.