


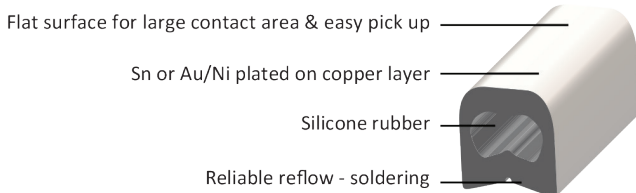
CONDUCTIVE FOIL PCB SHIELDING GASKETS 1550

Good elastic recovery and electric property, for electrical connecting between electrical objects

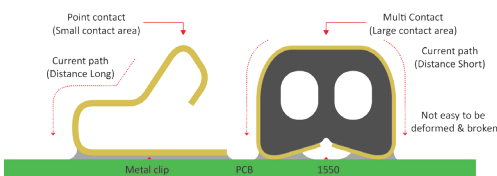


1550 series has good elastic recovery and electric property, so it offers not only cushion property, but also electrical connecting between electrical objects including PCB. It is useful for EMI/ESD/RF countermeasure, electrical grounding and connecting as EMI Gasket and/or electric connector. It is consisted of conductive film, elastic adhesive and elastomer tube, so it is not broken and deformed like metal fingers. There are many sizes and options to meet various customers demands and needs.

GENERAL STRUCTURE




METAL CLIP VS 1550



OPTIONAL ON REQUEST

The 1550 gasket is standard delivered with one hole. Optional is a version with two holes in the gasket. Keep in mind that because of the two holes the gasket can be stiff / harder and less easy to compress.



APPLICATION

- Smartphone
- Automotive
- TV
- Tablet
- PC
- LCD panel
- Navigation for electric connecting
- Grounding

CHARACTERISTICS

- Surface mount technology (SMT) compatible
- Lowest electric resistance (typical 0.06Ω)
- Excellent elasticity & low compression force
- Not easily deformed & broken by external force
- Large contact area
- Solder protection line exist
- Sizes from small to big with various options
- Proper for mass production & re-work available
- Halogen-free, EU-RoHS compliant, non-flammable

TECHNICAL SPECIFICATIONS

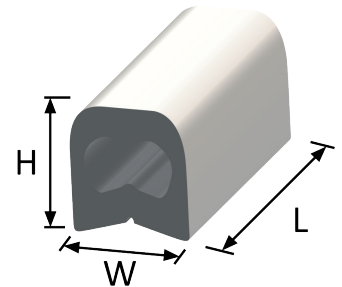
	Standard-Type (tin)	Gold-Type (Au/Ni)
Copper Layer (inside)	Standard performance	High performance
Plating (surface)	Sn (Tin)	Au/Ni
Plating on the copper edge	None	Yes Au/Ni
Reliability	Best	Proper
Example of P/N	1550-W-H-L-S	1550-W-H-L-G
Main applications	Economic price, home applications	Automotive, industrial & military
Re-flow soldering Temp.	Max 250°C	Max 270°C
Max. rework	1 time	3 times
Price	\$	\$\$

These values are measured under laboratory conditions. In other situations results may differ. Please read our Guarantee.

» CONDUCTIVE FOIL PCB SHIELDING GASKETS 1550

PART NUMBERS

Part number	W	H	L	Part number	W	H	L	Part number	W	H	L
1550-2.0-0.45-1.0	2.0	0.45	1.0	1550-3.0-2.5-1.5	3.0	2.5	1.5	1550-3.0-4.5-3.0	3.0	4.5	3.0
1550-2.0-0.45-1.5	2.0	0.45	1.5	1550-3.0-2.5-2.0	3.0	2.5	2.0	1550-4.5-4.5-6.0	4.5	4.5	6.0
1550-1.6-0.6-0.8	1.6	0.6	0.8	1550-3.0-2.5-4.0	3.0	2.5	4.0	1550-5.0-4.5-3.0	5.0	4.5	3.0
1550-2.0-0.6-1.0	2.0	0.6	1.0	1550-4.0-2.5-3.0	4.0	2.5	3.0	1550-5.0-4.5-6.0	5.0	4.5	6.0
1550-1.6-0.7-0.8	1.6	0.7	0.8	1550-4.0-2.5-5.0	4.0	2.5	5.0	1550-5.0-4.5-8.0	5.0	4.5	8.0
1550-2.0-0.7-1.0	2.0	0.7	1.0	1550-5.0-2.5-3.0	5.0	2.5	3.0	1550-6.0-4.5-4.0	6.0	4.5	4.0
1550-1.2-0.8-0.8	1.2	0.8	0.8	1550-5.0-2.5-4.0	5.0	2.5	4.0	1550-6.0-4.5-8.0	6.0	4.5	8.0
1550-1.6-0.8-0.8	1.6	0.8	0.8	1550-2.0-2.8-1.8	2.0	2.8	1.8	1500-3.5-5.0-2.5	3.5	5.0	2.5
1550-1.4-0.9-0.8	1.4	0.9	0.8	1550-2.0-3.0-1.5	2.0	3.0	1.5	1500-4.0-5.0-3.5	4.0	5.0	3.5
1550-1.6-0.9-0.8	1.6	0.9	0.8	1550-2.0-3.0-1.8	2.0	3.0	1.8	1500-4.0-5.0-5.0	4.0	5.0	5.0
1550-1.2-1.0-0.8	1.2	1.0	0.8	1550-2.5-3.0-1.5	2.5	3.0	1.5	1500-4.0-5.0-5.0	4.0	5.0	5.0
1550-1.6-1.0-0.8	1.6	1.0	0.8	1550-2.5-3.0-2.0	2.5	3.0	2.0	1500-4.5-5.0-2.5	4.5	5.0	2.5
1550-1.4-1.1-0.8	1.4	1.1	0.8	1550-3.0-3.0-1.5	3.0	3.0	1.5	1500-5.0-5.0-2.5	5.0	5.0	2.5
1550-1.6-1.1-0.8	1.6	1.1	0.8	1550-3.0-3.0-2.0	3.0	3.0	2.0	1500-5.0-5.0-3.0	5.0	5.0	3.0
1550-1.6-1.2-0.8	1.6	1.2	0.8	1550-3.5-3.0-2.5	3.5	3.0	2.5	1500-6.0-5.0-8.0	6.0	5.0	8.0
1550-1.6-1.3-0.8	1.6	1.3	0.8	1550-4.0-3.0-3.0	4.0	3.0	3.0	1500-8.0-5.0-4.0	8.0	5.0	4.0
1550-1.6-1.5-0.8	1.6	1.5	0.8	1550-4.0-3.0-5.0	4.0	3.0	5.0	1500-4.0-5.5-5.0	4.0	5.5	5.0
1550-3.0-1.5-2.0	3.0	1.5	2.0	1550-4.0-3.0-8.0	4.0	3.0	8.0	1500-5.0-5.5-3.0	5.0	5.5	3.0
1550-3.0-1.5-4.0	3.0	1.5	4.0	1550-5.0-3.0-3.0	5.0	3.0	3.0	1500-5.0-5.5-4.0	5.0	5.5	4.0
1550-1.7-1.6-3.6	1.7	1.6	3.6	1550-5.0-3.0-4.0	5.0	3.0	4.0	1500-6.0-5.5-4.0	6.0	5.5	4.0
1550-1.6-1.8-0.8	1.6	1.8	0.8	1550-3.0-3.5-1.5	3.0	3.5	1.5	1500-6.0-5.5-8.0	6.0	5.5	8.0
1550-2.0-1.8-1.0	2.0	1.8	1.0	1550-3.0-3.5-2.0	3.0	3.5	2.0	1500-4.0-6.0-3.0	4.0	6.0	3.0
1550-2.0-1.8-1.25	2.0	1.8	1.25	1550-4.0-3.5-2.0	4.0	3.5	2.0	1500-4.0-6.0-5.0	4.0	6.0	5.0
1550-2.0-1.8-1.5	2.0	1.8	1.5	1550-4.0-3.5-3.0	4.0	3.5	3.0	1500-4.5-6.0-2.5	4.5	6.0	2.5
1550-2.5-2.0-2.0	2.5	2.0	2.0	1550-4.0-3.5-5.0	4.0	3.5	5.0	1500-4.5-6.0-4.0	4.5	6.0	4.0
1550-3.0-2.0-2.0	3.0	2.0	2.0	1550-3.0-4.0-2.0	3.0	4.0	2.0	1500-4.5-6.0-6.0	4.5	6.0	6.0
1550-3.0-2.0-4.0	3.0	2.0	4.0	1550-4.0-4.0-2.5	4.0	4.0	2.5	1500-5.0-6.0-3.0	5.0	6.0	3.0
1550-2.0-2.2-1.5	2.0	2.2	1.5	1550-4.0-4.0-3.0	4.0	4.0	3.0	1500-5.0-6.0-4.0	5.0	6.0	4.0
1550-2.5-2.3-1.5	2.5	2.3	1.5	1550-4.0-4.0-5.0	4.0	4.0	5.0	1500-5.0-6.5-3.0	5.0	6.5	3.0
1550-2.6-2.4-3.6	2.6	2.4	3.6	1550-4.0-4.0-6.0	4.0	4.0	6.0	1500-5.0-6.5-8.0	5.0	6.5	8.0
1550-2.6-2.4-8.0	2.6	2.4	8.0	1550-5.0-4.0-3.0	5.0	4.0	3.0	1500-6.0-6.5-4.0	6.0	6.5	4.0
1550-2.0-2.5-1.5	2.0	2.5	1.5	1550-5.0-4.0-4.0	5.0	4.0	4.0	1500-6.0-6.5-8.0	6.0	6.5	8.0
1550-2.5-2.5-2.0	2.5	2.5	2.0	1550-8.0-4.0-4.0	8.0	4.0	4.0	1500-8.0-6.5-4.0	8.0	6.5	4.0



Part number	W	H	L
1500-5.0-7.0-3.0	5.0	7.0	3.0
1500-8.0-7.0-4.0	8.0	7.0	4.0
1500-5.0-7.5-3.0	5.0	7.5	3.0
1500-6.0-7.5-4.0	6.0	7.5	4.0
1500-6.0-7.5-8.0	6.0	7.5	8.0
1500-8.0-7.5-4.0	8.0	7.5	4.0
1500-8.0-8.0-4.0	8.0	8.0	4.0
1500-6.0-8.5-8.0	6.0	8.5	8.0
1500-8.0-8.5-4.0	8.0	8.5	4.0
1500-5.0-9.0-6.0	5.0	9.0	6.0
1500-6.0-9.0-8.0	6.0	9.0	8.0
1500-6.0-9.5-8.0	6.0	9.5	8.0
1500-6.0-10.0-8.0	6.0	10.0	8.0
1500-8.0-10.0-4.0	8.0	10.0	4.0
1500-6.0-10.5-5.0	6.0	10.5	5.0
1500-6.0-10.5-8.0	6.0	10.5	8.0
1500-6.0-11.5-8.0	6.0	11.5	8.0
1500-6.0-12.5-8.0	6.0	12.5	8.0
1500-6.0-13.0-8.0	6.0	13.0	8.0
1500-6.0-13.5-8.0	6.0	13.5	8.0
1500-6.0-14.5-8.0	6.0	14.5	8.0
1500-6.0-15.5-8.0	6.0	15.5	8.0

Holland shielding systems BV have got more than 100 kinds of 1550 series Film over Rubber PCB shielding gaskets for many applications and usages. Please contact our engineer for your selection. S: Standard (tin), G = Gold (Au/Ni)

ORDER EXAMPLE

Series	Width (mm)	Height (mm)	Length (mm)	Cover
1550	Specify the width in mm	Specify the height in mm	Specify the length in mm	S : Standard (tin) G : Gold (Au/Ni)

***Notice**
Information supplied in these data sheets is based on independent and laboratory tests which Holland Shielding Systems BV, hereafter referred to as HSS believes to be reliable. HSS has no control over the design of customer's product which incorporates products, therefore it is the responsibility of the user to determine the suitability for his particular application and we recommend that the user make his own test to determine suitability.

The product described in this data sheet shall be of standard quality, however the products are sold without warranty of fitness for a particular purpose, either expressed or implied, except to the extent expressly stated on HSS invoice, quotation or order acknowledgment. HSS does not warrant that products described in this data sheet will be free of conflict with existing or future patents of third parties. All risks of lack of fitness, patent infringement and the like are assumed by the user.