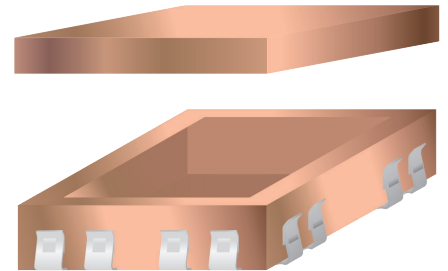



# CLIP-ON PCB SHIELDING CANS WITH COVER 1505

A fence and a removable cover creating a very rigid shielding can for printed circuit boards. The fence need to be fixed to the PCB with SMD clips



EEMI screening covers (shielding cans) for PCB's were developed to shield only certain parts of electronic equipment from electromagnetic radiation at the source, rather than all of the components in the entire housing.

EMI shielding cans are available in standard sizes, or can be produced customized within a few days.

Whether it is for a small number of prototypes or large production runs, we can manufacture the precision components you require.

PCB shields consisting of partial two parts that together form a very solid and closed PCB shield but ease to open up.

The lid and the cover work together in one stroke, resulting in a very tight closure of the lid around the fence. Resulting in good quality EMI/RFI shielding.

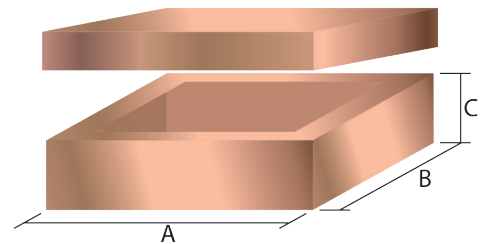
## BENEFITS

- Easy cover removal for maintenance
- More robust design and therefore suitable for heavy applications
- Better corner closure, resulting in better shielding performance at today's higher frequencies

## SMD MOUNTING

The fence is mounted on the printed circuit board with tiny clips. Only the fence is attached to the PCB. The cover / lid can be slid over the fence and attaches very firmly.

For applications where a lot of movement and / or vibrations can cause the cover / lid to release, a fence with pins that pass through the lid can be supplied. The pins can then be folded after placing the cover / lid so that it does not release from the fence.



## ORDER EXAMPLE

Part number	Length A (mm)	Width B (mm)	Height C (mm)	Material
1505	Length of the shielding in mm	Width of the shielding in mm	Height of the shielding in mm. Minimal 5 mm.	MU 0.12 : Mu-copper 0.12mm MU 0.18 : Mu-copper 0.18mm TMU 0.12 : Tinned Mu-copper 0.12 mm TMU 0.18 : Tinned Mu-copper 0.18 mm TS 0.20 : Tinned steel 0.20mm